



LUNA LOGISTICS CLASSIC FORMULA FORD

Cadwell Park

9th / 10th September 2017



Results Provided by Timing Solutions Ltd
www.tsl-timing.com

Luna Logistics Classic FF1600 Championship

QUALIFYING - RACE 1 - CLASSIFICATION

POS	NO	CL	PIC NAME	ENTRY	TIME	ON	LAPS	GAP	DIFF	MPH
1	1	A	1 Adriano MEDEIROS	Van Diemen RF80 1600	1:34.905	7	12			82.95
2	54	A	2 Douglas CROSBIE (SAT)	Van Diemen RF80 1600	1:35.140	10	12	0.235	0.235	82.75
3	8	A	3 Mark ARMSTRONG	Van Diemen RF80 1600	1:36.258	12	12	1.353	1.118	81.79
4	56	A	4 Nigel LINGWOOD	Van Diemen RF80 1600	1:36.576	11	11	1.671	0.318	81.52
5	61	A	5 Kevin MANSELL	Crossle 32F 1600	1:36.939	8	11	2.034	0.363	81.21
6	40	Inv	1 Mark TURNER	Jamun T12-B 1600	1:38.671	8	12	3.766	1.732	79.79
7	27	A	6 Steve PEARCE	Van Diemen RF81 1600	1:39.578	11	12	4.673	0.907	79.06
8	34	A	7 Colin WILLIAMS	PRS RH01 1600	1:40.343	9	11	5.438	0.765	78.46
9	16	A	8 Graham TERRY	Van Diemen RF80 1600	1:40.832	11	11	5.927	0.489	78.08
10	73	B	1 Simon CLEWS	Elden Mk 10 1600	1:41.427	10	11	6.522	0.595	77.62
11	23	Inv	2 Oliver CHAPMAN	PRS 79 1600	1:44.464	10	11	9.559	3.037	75.36
12	69	B	2 David LOWE	Lotus 69 FF 1600	1:44.488	8	11	9.583	0.024	75.35
13	31	A	9 David ROARK	Van Diemen RF78 1600	1:49.273	11	11	14.368	4.785	72.05

Weather / Track : Cloudy / Dry

These results are provisional until the conclusion of any judicial and technical matters.

Cadwell Park

Circuit Length = 2.1869 miles

Start: 09:30 Flag 09:50 End: 09:52

Clerk Of Course :

Timekeeper :

Luna Logistics Classic FF1600 Championship

QUALIFYING - RACE 1 - LAP ANALYSIS

DIFF = Difference To Personal Best Lap

P1 1 Adriano MEDEIROS				
LAP	LAP TIME	DIFF	MPH	TIME OF DAY
1 -	1:53.577	18.672	69.32	09:32:54.109
2 -	1:37.496	2.591	80.75	09:34:31.605
3 -	1:38.431	3.526	79.98	09:36:10.036
4 -	1:36.346	1.441	81.71	09:37:46.382
5 -	1:37.373	2.468	80.85	09:39:23.755
6 -	1:35.721	0.816	82.25	09:40:59.476
7 -	1:34.905 (1)		82.95	09:42:34.381
8 -	1:35.485 (3)	0.580	82.45	09:44:09.866
9 -	1:37.975	3.070	80.35	09:45:47.841
10 -	1:36.230	1.325	81.81	09:47:24.071
11 -	1:35.532	0.627	82.41	09:48:59.603
12 -	1:34.938 (2)	0.033	82.92	09:50:34.541

P2 54 Douglas CROSBIE (SAT)				
LAP	LAP TIME	DIFF	MPH	TIME OF DAY
1 -	1:47.973	12.833	72.91	09:32:40.179
2 -	1:37.289	2.149	80.92	09:34:17.468
3 -	1:36.819	1.679	81.31	09:35:54.287
4 -	1:41.668	6.528	77.44	09:37:35.955
5 -	1:35.979 (3)	0.839	82.03	09:39:11.934
6 -	1:35.419 (2)	0.279	82.51	09:40:47.353
7 -	2:32.593 P	57.453	51.59	09:43:19.946
8 -	1:48.488	13.348	72.57	09:45:08.434
9 -	1:36.487	1.347	81.59	09:46:44.921
10 -	1:35.140 (1)		82.75	09:48:20.061
11 -	1:37.092	1.952	81.09	09:49:57.153
12 -	1:36.147	1.007	81.88	09:51:33.300

P3 8 Mark ARMSTRONG				
LAP	LAP TIME	DIFF	MPH	TIME OF DAY
1 -	1:51.883	15.625	70.36	09:32:57.891
2 -	1:41.657	5.399	77.44	09:34:39.548
3 -	1:38.609	2.351	79.84	09:36:18.157
4 -	1:37.969	1.711	80.36	09:37:56.126
5 -	1:37.182	0.924	81.01	09:39:33.308
6 -	1:39.122	2.864	79.42	09:41:12.430
7 -	1:37.123	0.865	81.06	09:42:49.553
8 -	1:36.672 (2)	0.414	81.44	09:44:26.225
9 -	1:40.528	4.270	78.31	09:46:06.753
10 -	1:36.867 (3)	0.609	81.27	09:47:43.620
11 -	1:38.289	2.031	80.10	09:49:21.909
12 -	1:36.258 (1)		81.79	09:50:58.167

P4 56 Nigel LINGWOOD				
LAP	LAP TIME	DIFF	MPH	TIME OF DAY
1 -	1:50.802	14.226	71.05	09:32:29.214
2 -	1:41.642	5.066	77.46	09:34:10.856
3 -	2:24.498 P	47.922	54.48	09:36:35.354
4 -	1:43.339	6.763	76.18	09:38:18.693
5 -	1:38.236	1.660	80.14	09:39:56.929
6 -	1:37.042 (3)	0.466	81.13	09:41:33.971
7 -	2:29.361 P	52.785	52.71	09:44:03.332
8 -	1:44.389	7.813	75.42	09:45:47.721
9 -	1:38.398	1.822	80.01	09:47:26.119
10 -	1:36.929 (2)	0.353	81.22	09:49:03.048
11 -	1:36.576 (1)		81.52	09:50:39.624

DIFF = Difference To Personal Best Lap

P5 61 Kevin MANSELL				
LAP	LAP TIME	DIFF	MPH	TIME OF DAY
1 -	2:08.855	31.916	61.10	09:33:16.909
2 -	1:41.248	4.309	77.76	09:34:58.157
3 -	1:38.811	1.872	79.67	09:36:36.968
4 -	1:37.864	0.925	80.45	09:38:14.832
5 -	1:38.109	1.170	80.24	09:39:52.941
6 -	1:37.356 (2)	0.417	80.87	09:41:30.297
7 -	1:37.637 (3)	0.698	80.63	09:43:07.934
8 -	1:36.939 (1)		81.21	09:44:44.873
9 -	1:44.937	7.998	75.02	09:46:29.810
10 -	1:39.356	2.417	79.24	09:48:09.166
11 -	1:47.845	10.906	73.00	09:49:57.011

P6 40 Mark TURNER				
LAP	LAP TIME	DIFF	MPH	TIME OF DAY
1 -	1:59.051	20.380	66.13	09:32:54.728
2 -	1:44.855	6.184	75.08	09:34:39.583
3 -	1:41.917	3.246	77.25	09:36:21.500
4 -	1:41.150	2.479	77.83	09:38:02.650
5 -	1:40.700	2.029	78.18	09:39:43.350
6 -	1:39.875 (3)	1.204	78.83	09:41:23.225
7 -	1:40.044	1.373	78.69	09:43:03.269
8 -	1:38.671 (1)		79.79	09:44:41.940
9 -	1:39.945	1.274	78.77	09:46:21.885
10 -	1:40.604	1.933	78.25	09:48:02.489
11 -	1:39.378 (2)	0.707	79.22	09:49:41.867
12 -	1:41.744	3.073	77.38	09:51:23.611

P7 27 Steve PEARCE				
LAP	LAP TIME	DIFF	MPH	TIME OF DAY
1 -	1:53.819	14.241	69.17	09:32:35.462
2 -	1:48.124	8.546	72.81	09:34:23.586
3 -	1:44.061	4.483	75.65	09:36:07.647
4 -	1:42.107	2.529	77.10	09:37:49.754
5 -	1:40.702	1.124	78.18	09:39:30.456
6 -	1:40.179	0.601	78.59	09:41:10.635
7 -	1:42.066	2.488	77.13	09:42:52.701
8 -	1:40.464	0.886	78.36	09:44:33.165
9 -	1:40.074 (3)	0.496	78.67	09:46:13.239
10 -	1:41.757	2.179	77.37	09:47:54.996
11 -	1:39.578 (1)		79.06	09:49:34.574
12 -	1:39.869 (2)	0.291	78.83	09:51:14.443

P8 34 Colin WILLIAMS				
LAP	LAP TIME	DIFF	MPH	TIME OF DAY
1 -	1:51.902	11.559	70.35	09:32:41.702
2 -	1:45.202	4.859	74.83	09:34:26.904
3 -	1:43.078	2.735	76.38	09:36:09.982
4 -	1:40.970 (3)	0.627	77.97	09:37:50.952
5 -	1:40.648 (2)	0.305	78.22	09:39:31.600
6 -	1:43.902	3.559	75.77	09:41:15.502
7 -	1:46.155	5.812	74.16	09:43:01.657
8 -	1:41.939	1.596	77.23	09:44:43.596
9 -	1:40.343 (1)		78.46	09:46:23.939
10 -	1:44.871	4.528	75.07	09:48:08.810
11 -	1:45.750	5.407	74.45	09:49:54.560

P9 16 Graham TERRY				
LAP	LAP TIME	DIFF	MPH	TIME OF DAY

Weather / Track : Cloudy / Dry

Cadwell Park
Circuit Length = 2.1869 miles
Start: 09:30 Flag 09:50 End: 09:52

Luna Logistics Classic FF1600 Championship

QUALIFYING - RACE 1 - LAP ANALYSIS

DIFF = Difference To Personal Best Lap

1 -	2:28.822	47.990	52.90	09:33:08.629
2 -	1:49.349	8.517	72.00	09:34:57.978
3 -	1:49.040	8.208	72.20	09:36:47.018
4 -	1:43.630	2.798	75.97	09:38:30.648
5 -	1:41.919	1.087	77.24	09:40:12.567
6 -	1:42.843	2.011	76.55	09:41:55.410
7 -	1:40.944 (2)	0.112	77.99	09:43:36.354
8 -	1:41.991	1.159	77.19	09:45:18.345
9 -	1:41.461 (3)	0.629	77.59	09:46:59.806
10 -	1:41.684	0.852	77.42	09:48:41.490
11 -	1:40.832 (1)		78.08	09:50:22.322

DIFF = Difference To Personal Best Lap

6 -	1:52.794	3.521	69.80	09:42:26.681
7 -	1:52.509	3.236	69.97	09:44:19.190
8 -	1:53.488	4.215	69.37	09:46:12.678
9 -	1:57.399	8.126	67.06	09:48:10.077
10 -	1:50.668 (2)	1.395	71.14	09:50:00.745
11 -	1:49.273 (1)		72.05	09:51:50.018

P10 73 Simon CLEWS

LAP	LAP TIME	DIFF	MPH	TIME OF DAY
1 -	3:06.139 P	1:24.712	42.29	09:33:56.181
2 -	1:56.876	15.449	67.36	09:35:53.057
3 -	1:46.518	5.091	73.91	09:37:39.575
4 -	1:44.309	2.882	75.47	09:39:23.884
5 -	1:42.480	1.053	76.82	09:41:06.364
6 -	1:43.145	1.718	76.33	09:42:49.509
7 -	1:43.762	2.335	75.87	09:44:33.271
8 -	1:41.943 (3)	0.516	77.23	09:46:15.214
9 -	1:41.843 (2)	0.416	77.30	09:47:57.057
10 -	1:41.427 (1)		77.62	09:49:38.484
11 -	1:44.565	3.138	75.29	09:51:23.049

P11 23 Oliver CHAPMAN

LAP	LAP TIME	DIFF	MPH	TIME OF DAY
1 -	2:02.303	17.839	64.37	09:32:54.918
2 -	1:59.321	14.857	65.98	09:34:54.239
3 -	1:54.150	9.686	68.97	09:36:48.389
4 -	1:47.728	3.264	73.08	09:38:36.117
5 -	1:47.059	2.595	73.54	09:40:23.176
6 -	1:45.349 (2)	0.885	74.73	09:42:08.525
7 -	1:55.092	10.628	68.40	09:44:03.617
8 -	1:47.211	2.747	73.43	09:45:50.828
9 -	1:46.557 (3)	2.093	73.88	09:47:37.385
10 -	1:44.464 (1)		75.36	09:49:21.849
11 -	2:09.406	24.942	60.84	09:51:31.255

P12 69 David LOWE

LAP	LAP TIME	DIFF	MPH	TIME OF DAY
1 -	2:04.625	20.137	63.17	09:33:10.150
2 -	1:52.404	7.916	70.04	09:35:02.554
3 -	1:49.327	4.839	72.01	09:36:51.881
4 -	1:48.888	4.400	72.30	09:38:40.769
5 -	1:47.157	2.669	73.47	09:40:27.926
6 -	1:46.019	1.531	74.26	09:42:13.945
7 -	1:46.133	1.645	74.18	09:44:00.078
8 -	1:44.488 (1)		75.35	09:45:44.566
9 -	1:59.839	15.351	65.69	09:47:44.405
10 -	1:45.327 (3)	0.839	74.75	09:49:29.732
11 -	1:45.114 (2)	0.626	74.90	09:51:14.846

P13 31 David ROARK

LAP	LAP TIME	DIFF	MPH	TIME OF DAY
1 -	1:58.982	9.709	66.17	09:32:57.856
2 -	1:54.858	5.585	68.54	09:34:52.714
3 -	1:56.686	7.413	67.47	09:36:49.400
4 -	1:52.737	3.464	69.83	09:38:42.137
5 -	1:51.750 (3)	2.477	70.45	09:40:33.887


Weather / Track : Cloudy / Dry

Cadwell Park
Circuit Length = 2.1869 miles
Start: 09:30 Flag 09:50 End: 09:52

Luna Logistics Classic FF1600 Championship

RACE 1 - GRID (20 minutes)

ROW 7			13	31	David ROARK	1:49.273				
ROW 6	12	69	David LOWE	1:44.488	11	23	Oliver CHAPMAN	1:44.464		
ROW 5			10	73	Simon CLEWS	1:41.427	9	16	Graham TERRY	1:40.832
ROW 4	8	34	Colin WILLIAMS	1:40.343	7	27	Steve PEARCE	1:39.578		
ROW 3			6	40	Mark TURNER	1:38.671	5	61	Kevin MANSELL	1:36.939
ROW 2	4	56	Nigel LINGWOOD	1:36.576	3	8	Mark ARMSTRONG	1:36.258		
ROW 1			2	54	Douglas CROSBIE (SAT)	1:35.140	1	1	Adriano MEDEIROS	1:34.905
										Pole



Cadwell Park
Circuit Length = 2.1869 miles

These results are provisional until the conclusion of any judicial and technical matters.

Clerk Of Course :		Timekeeper :	
-------------------	--	--------------	--

Luna Logistics Classic FF1600 Championship

RACE 1 - CLASSIFICATION

POS	NO	CL	PIC NAME	ENTRY	LAPS	TIME	GAP	DIFF	MPH	BEST	ON
1	54	A	1 Douglas CROSBIE (SAT)	Van Diemen RF80 1600	11	21:26.432			67.32	1:34.967	10
2	1	A	2 Adriano MEDEIROS	Van Diemen RF80 1600	11	21:27.786	1.354	1.354	67.25	1:34.953	10
3	56	A	3 Nigel LINGWOOD	Van Diemen RF80 1600	11	21:35.117	8.685	7.331	66.87	1:35.691	3
4	8	A	4 Mark ARMSTRONG	Van Diemen RF80 1600	11	21:35.388	8.956	0.271	66.85	1:35.831	3
5	61	A	5 Kevin MANSELL	Crossle 32F 1600	11	21:35.759	9.327	0.371	66.83	1:36.116	4
6	27	A	6 Steve PEARCE	Van Diemen RF81 1600	11	21:47.840	21.408	12.081	66.22	1:39.040	2
7	34	A	7 Colin WILLIAMS	PRS RH01 1600	11	21:48.158	21.726	0.318	66.20	1:39.836	8
8	69	B	1 David LOWE	Lotus 69 FF 1600	11	21:57.590	31.158	9.432	65.72	1:42.062	9
9	31	A	8 David ROARK	Van Diemen RF78 1600	11	22:01.275	34.843	3.685	65.54	1:42.614	9
10	23*	Inv	1 Oliver CHAPMAN	PRS 79 1600	11	22:08.043	41.611	6.768	65.21	1:41.763	9
11	40	Inv	2 Mark TURNER	Jamun T12-B 1600	11	22:11.988	45.556	3.945	65.01	1:38.283	9
12	16*	A	9 Graham TERRY	Van Diemen RF80 1600	11	22:22.195	55.763	10.207	64.52	1:39.701	9

NOT CLASSIFIED

DNF	73	B	Simon CLEWS	Elden Mk 10 1600	3	5:14.002	8 Laps	8 Laps	75.22	1:41.198	3
-----	----	---	-------------	------------------	---	----------	--------	--------	-------	----------	---

FASTEST LAP

1	A	Adriano MEDEIROS	Van Diemen RF80 1600	10	1:34.953	82.91 mph	133.44 kph
40	Inv	Mark TURNER	Jamun T12-B 1600	9	1:38.283	80.10 mph	128.92 kph
73	B	Simon CLEWS	Elden Mk 10 1600	3	1:41.198	77.79 mph	125.20 kph

Weather / Track : Cloudy / Dry

These results are provisional until the conclusion of any judicial and technical matters.

Cadwell Park

Circuit Length = 2.1869 miles

Start: 13:02 Flag 13:24 End: 13:25

Clerk Of Course :	Timekeeper :
-------------------	--------------

Luna Logistics Classic FF1600 Championship

RACE 1 - LAP CHART

LAP 1 @ 13:04:38.004			LAP 2 @ 13:06:14.871			LAP 3 @ 13:07:50.785			LAP 4 @ 13:09:26.143			LAP 5 @ 13:11:02.462		
NO	BEHIND	LAP TIME	NO	BEHIND	LAP TIME	NO	BEHIND	LAP TIME	NO	BEHIND	LAP TIME	NO	BEHIND	LAP TIME
1		1:42.079	1		1:36.867	1		1:35.914	1		1:35.358	1		1:36.319
54	0.382	1:42.461	54	0.944	1:37.429	54	0.786	1:35.756	54	0.932	1:35.504	54	1.608	1:36.995
56	0.909	1:42.988	56	1.447	1:37.405	56	1.224	1:35.691	56	1.603	1:35.737	56	2.324	1:37.040
8	2.307	1:44.386	8	2.347	1:36.907	8	2.264	1:35.831	8	3.044	1:36.138	8	4.626	1:37.901
61	2.665	1:44.744	61	2.814	1:37.016	61	3.300	1:36.400	61	4.058	1:36.116	61	5.683	1:37.944
27	4.430	1:46.509	27	6.603	1:39.040	40	10.019	1:38.645	40	13.356	1:38.695	40	17.426	1:40.389
40	4.939	1:47.018	40	7.288	1:39.216	27	10.548	1:39.859	27	16.401	1:41.211	27	21.140	1:41.058
34	5.348	1:47.427	34	8.426	1:39.945	34	13.949	1:41.437	34	19.782	1:41.191	34	25.246	1:41.783
16	7.513	1:49.592	16	12.537	1:41.891	16	18.918	1:42.295	16	25.005	1:41.445	16	35.397	1:46.711
73	8.428	1:50.507	73	13.858	1:42.297	73	19.142	1:41.198	69	31.176	1:43.550	69	37.948	1:43.091
69	9.929	1:52.008	69	16.342	1:43.280	69	22.984	1:42.556	23	31.376	1:42.832	23	38.620	1:43.563
23	10.462	1:52.541	23	16.980	1:43.385	23	23.902	1:42.836	31	43.069	1:47.455	31	55.879	1:49.129
31	13.104	1:55.183	31	21.424	1:45.187	31	30.972	1:45.462						

Weather / Track : Cloudy / Dry

Luna Logistics Classic FF1600 Championship

RACE 1 - LAP CHART

LAP 6 @ 13:14:54.651			LAP 7 @ 13:17:58.119			LAP 8 @ 13:19:33.900			LAP 9 @ 13:21:09.718			LAP 10 @ 13:22:44.671		
NO	BEHIND	LAP TIME	NO	BEHIND	LAP TIME	NO	BEHIND	LAP TIME	NO	BEHIND	LAP TIME	NO	BEHIND	LAP TIME
1		3:52.189	1		3:03.468	1		1:35.781	1		1:35.818	1		1:34.953
54	1.913	3:52.494	54	0.401	3:01.956	54	0.464	1:35.844	54	0.782	1:36.136	54	0.796	1:34.967
56	2.632	3:52.497	56	0.729	3:01.565	56	2.279	1:37.331	56	4.322	1:37.861	56	7.655	1:38.286
8	3.772	3:51.335	8	1.131	3:00.827	8	2.443	1:37.093	8	4.486	1:37.861	8	7.835	1:38.302
61	4.787	3:51.293	61	1.334	3:00.015	61	3.314	1:37.761	61	5.127	1:37.631	61	8.344	1:38.170
40	6.041	3:40.804	40	1.844	2:59.271	40	5.182	1:39.119	40	7.647	1:38.283	27	17.536	1:41.618
27	7.049	3:38.098	27	2.061	2:58.480	34	6.379	1:39.836	34	10.682	1:40.121	34	19.060	1:43.331
34	8.708	3:35.651	34	2.324	2:57.084	27	6.743	1:40.463	27	10.871	1:39.946	69	26.365	1:43.835
16	10.992	3:27.784	16	3.422	2:55.898	16	7.464	1:39.823	16	11.347	1:39.701	23	26.583	1:43.877
69	12.793	3:27.034	69	3.945	2:54.620	69	11.239	1:43.075	69	17.483	1:42.062	31	27.946	1:43.550
23	13.613	3:27.182	23	4.629	2:54.484	23	11.714	1:42.866	23	17.659	1:41.763	16	35.474	1:59.080
31	14.758	3:11.068	31	4.813	2:53.523	31	12.553	1:43.521	31	19.349	1:42.614	40	40.010	2:07.316

Weather / Track : Cloudy / Dry

Luna Logistics Classic FF1600 Championship

RACE 1 - LAP CHART

LAP 11 @ 13:24:22.357		
NO	BEHIND	LAP TIME
54		1:36.890
1	1.354	1:39.040
56	8.685	1:38.716
8	8.956	1:38.807
61	9.327	1:38.669
27	21.408	1:41.558
34	21.726	1:40.352
69	31.158	1:42.479
23	31.611	1:42.714
31	34.843	1:44.583
40	45.556	1:43.232
16	45.763	1:47.975

Weather / Track : Cloudy / Dry

Results can be found at www.tsl-timing.com

Page 3 of 3

Cadwell Park
Circuit Length = 2.1869 miles
Start: 13:02 Flag 13:24 End: 13:25

Printed - 13:26 Saturday, 09 September 2017

Luna Logistics Classic FF1600 Championship

RACE 1 - LAP ANALYSIS

DIFF = Difference To Personal Best Lap

P1 54 Douglas CROSBIE (SAT)				
LAP	LAP TIME	DIFF	MPH	TIME OF DAY
1 -	1:42.461	7.494	76.84	13:04:38.386
2 -	1:37.429	2.462	80.80	13:06:15.815
3 -	1:35.756 (3)	0.789	82.22	13:07:51.571
4 -	1:35.504 (2)	0.537	82.43	13:09:27.075
5 -	1:36.995	2.028	81.17	13:11:04.070
6 -	3:52.494	2:17.527	33.86	13:14:56.564
7 -	3:01.956	1:26.989	43.26	13:17:58.520
8 -	1:35.844	0.877	82.14	13:19:34.364
9 -	1:36.136	1.169	81.89	13:21:10.500
10 -	1:34.967 (1)		82.90	13:22:45.467
11 -	1:36.890	1.923	81.25	13:24:22.357

P2 1 Adriano MEDEIROS				
LAP	LAP TIME	DIFF	MPH	TIME OF DAY
1 -	1:42.079	7.126	77.12	13:04:38.004
2 -	1:36.867	1.914	81.27	13:06:14.871
3 -	1:35.914	0.961	82.08	13:07:50.785
4 -	1:35.358 (2)	0.405	82.56	13:09:26.143
5 -	1:36.319	1.366	81.74	13:11:02.462
6 -	3:52.189	2:17.236	33.90	13:14:54.651
7 -	3:03.468	1:28.515	42.91	13:17:58.119
8 -	1:35.781 (3)	0.828	82.20	13:19:33.900
9 -	1:35.818	0.865	82.16	13:21:09.718
10 -	1:34.953 (1)		82.91	13:22:44.671
11 -	1:39.040	4.087	79.49	13:24:23.711

P3 56 Nigel LINGWOOD				
LAP	LAP TIME	DIFF	MPH	TIME OF DAY
1 -	1:42.988	7.297	76.44	13:04:38.913
2 -	1:37.405	1.714	80.82	13:06:16.318
3 -	1:35.691 (1)		82.27	13:07:52.009
4 -	1:35.737 (2)	0.046	82.23	13:09:27.746
5 -	1:37.040 (3)	1.349	81.13	13:11:04.786
6 -	3:52.497	2:16.806	33.86	13:14:57.283
7 -	3:01.565	1:25.874	43.36	13:17:58.848
8 -	1:37.331	1.640	80.89	13:19:36.179
9 -	1:37.861	2.170	80.45	13:21:14.040
10 -	1:38.286	2.595	80.10	13:22:52.326
11 -	1:38.716	3.025	79.75	13:24:31.042

P4 8 Mark ARMSTRONG				
LAP	LAP TIME	DIFF	MPH	TIME OF DAY
1 -	1:44.386	8.555	75.42	13:04:40.311
2 -	1:36.907 (3)	1.076	81.24	13:06:17.218
3 -	1:35.831 (1)		82.15	13:07:53.049
4 -	1:36.138 (2)	0.307	81.89	13:09:29.187
5 -	1:37.901	2.070	80.42	13:11:07.088
6 -	3:51.335	2:15.504	34.03	13:14:58.423
7 -	3:00.827	1:24.996	43.53	13:17:59.250
8 -	1:37.093	1.262	81.08	13:19:36.343
9 -	1:37.861	2.030	80.45	13:21:14.204
10 -	1:38.302	2.471	80.09	13:22:52.506
11 -	1:38.807	2.976	79.68	13:24:31.313

P5 61 Kevin MANSELL				
LAP	LAP TIME	DIFF	MPH	TIME OF DAY
1 -	1:44.744	8.628	75.16	13:04:40.669
2 -	1:37.016 (3)	0.900	81.15	13:06:17.685

DIFF = Difference To Personal Best Lap

3 -	1:36.400 (2)	0.284	81.67	13:07:54.085
4 -	1:36.116 (1)		81.91	13:09:30.201
5 -	1:37.944	1.828	80.38	13:11:08.145
6 -	3:51.293	2:15.177	34.03	13:14:59.438
7 -	3:00.015	1:23.899	43.73	13:17:59.453
8 -	1:37.761	1.645	80.53	13:19:37.214
9 -	1:37.631	1.515	80.64	13:21:14.845
10 -	1:38.170	2.054	80.19	13:22:53.015
11 -	1:38.669	2.553	79.79	13:24:31.684

P6 27 Steve PEARCE				
LAP	LAP TIME	DIFF	MPH	TIME OF DAY
1 -	1:46.509	7.469	73.92	13:04:42.434
2 -	1:39.040 (1)		79.49	13:06:21.474
3 -	1:39.859 (2)	0.819	78.84	13:08:01.333
4 -	1:41.211	2.171	77.78	13:09:42.544
5 -	1:41.058	2.018	77.90	13:11:23.602
6 -	3:38.098	1:59.058	36.09	13:15:01.700
7 -	2:58.480	1:19.440	44.11	13:18:00.180
8 -	1:40.463	1.423	78.36	13:19:40.643
9 -	1:39.946 (3)	0.906	78.77	13:21:20.589
10 -	1:41.618	2.578	77.47	13:23:02.207
11 -	1:41.558	2.518	77.52	13:24:43.765

P7 34 Colin WILLIAMS				
LAP	LAP TIME	DIFF	MPH	TIME OF DAY
1 -	1:47.427	7.591	73.28	13:04:43.352
2 -	1:39.945 (2)	0.109	78.77	13:06:23.297
3 -	1:41.437	1.601	77.61	13:08:04.734
4 -	1:41.191	1.355	77.80	13:09:45.925
5 -	1:41.783	1.947	77.35	13:11:27.708
6 -	3:35.651	1:55.815	36.50	13:15:03.359
7 -	2:57.084	1:17.248	44.46	13:18:00.443
8 -	1:39.836 (1)		78.86	13:19:40.279
9 -	1:40.121 (3)	0.285	78.63	13:21:20.400
10 -	1:43.331	3.495	76.19	13:23:03.731
11 -	1:40.352	0.516	78.45	13:24:44.083

P8 69 David LOWE				
LAP	LAP TIME	DIFF	MPH	TIME OF DAY
1 -	1:52.008	9.946	70.29	13:04:47.933
2 -	1:43.280	1.218	76.23	13:06:31.213
3 -	1:42.556 (3)	0.494	76.76	13:08:13.769
4 -	1:43.550	1.488	76.03	13:09:57.319
5 -	1:43.091	1.029	76.37	13:11:40.410
6 -	3:27.034	1:44.972	38.02	13:15:07.444
7 -	2:54.620	1:12.558	45.08	13:18:02.064
8 -	1:43.075	1.013	76.38	13:19:45.139
9 -	1:42.062 (1)		77.14	13:21:27.201
10 -	1:43.835	1.773	75.82	13:23:11.036
11 -	1:42.479 (2)	0.417	76.82	13:24:53.515

P9 31 David ROARK				
LAP	LAP TIME	DIFF	MPH	TIME OF DAY
1 -	1:55.183	12.569	68.35	13:04:51.108
2 -	1:45.187	2.573	74.84	13:06:36.295
3 -	1:45.462	2.848	74.65	13:08:21.757
4 -	1:47.455	4.841	73.26	13:10:09.212
5 -	1:49.129	6.515	72.14	13:11:58.341
6 -	3:11.068	1:28.454	41.20	13:15:09.409
7 -	2:53.523	1:10.909	45.37	13:18:02.932

Cadwell Park

Circuit Length = 2.1869 miles

Start: 13:02 Flag 13:24 End: 13:25

Weather / Track : Cloudy / Dry

Luna Logistics Classic FF1600 Championship

RACE 1 - LAP ANALYSIS

DIFF = Difference To Personal Best Lap

8 -	1:43.521 (2)	0.907	76.05	13:19:46.453
9 -	1:42.614 (1)		76.72	13:21:29.067
10 -	1:43.550 (3)	0.936	76.03	13:23:12.617
11 -	1:44.583	1.969	75.28	13:24:57.200

P10 23 Oliver CHAPMAN				
LAP	LAP TIME	DIFF	MPH	TIME OF DAY

1 -	1:52.541	10.778	69.95	13:04:48.466
2 -	1:43.385	1.622	76.15	13:06:31.851
3 -	1:42.836	1.073	76.56	13:08:14.687
4 -	1:42.832 (3)	1.069	76.56	13:09:57.519
5 -	1:43.563	1.800	76.02	13:11:41.082
6 -	3:27.182	1:45.419	38.00	13:15:08.264
7 -	2:54.484	1:12.721	45.12	13:18:02.748
8 -	1:42.866	1.103	76.53	13:19:45.614
9 -	1:41.763 (1)		77.36	13:21:27.377
10 -	1:43.877	2.114	75.79	13:23:11.254
11 -	1:42.714 (2)	0.951	76.65	13:24:53.968

P11 40 Mark TURNER				
LAP	LAP TIME	DIFF	MPH	TIME OF DAY

1 -	1:47.018	8.735	73.56	13:04:42.943
2 -	1:39.216	0.933	79.35	13:06:22.159
3 -	1:38.645 (2)	0.362	79.81	13:08:00.804
4 -	1:38.695 (3)	0.412	79.77	13:09:39.499
5 -	1:40.389	2.106	78.42	13:11:19.888
6 -	3:40.804	2:02.521	35.65	13:15:00.692
7 -	2:59.271	1:20.988	43.91	13:17:59.963
8 -	1:39.119	0.836	79.43	13:19:39.082
9 -	1:38.283 (1)		80.10	13:21:17.365
10 -	2:07.316	29.033	61.83	13:23:24.681
11 -	1:43.232	4.949	76.26	13:25:07.913

P12 16 Graham TERRY				
LAP	LAP TIME	DIFF	MPH	TIME OF DAY

1 -	1:49.592	9.891	71.84	13:04:45.517
2 -	1:41.891	2.190	77.27	13:06:27.408
3 -	1:42.295	2.594	76.96	13:08:09.703
4 -	1:41.445 (3)	1.744	77.61	13:09:51.148
5 -	1:46.711	7.010	73.78	13:11:37.859
6 -	3:27.784	1:48.083	37.89	13:15:05.643
7 -	2:55.898	1:16.197	44.76	13:18:01.541
8 -	1:39.823 (2)	0.122	78.87	13:19:41.364
9 -	1:39.701 (1)		78.96	13:21:21.065
10 -	1:59.080	19.379	66.11	13:23:20.145
11 -	1:47.975	8.274	72.91	13:25:08.120


P13 73 Simon CLEWS				
LAP	LAP TIME	DIFF	MPH	TIME OF DAY

1 -	1:50.507 (3)	9.309	71.24	13:04:46.432
2 -	1:42.297 (2)	1.099	76.96	13:06:28.729
3 -	1:41.198 (1)		77.79	13:08:09.927

Weather / Track : Cloudy / Dry

Cadwell Park
 Circuit Length = 2.1869 miles
 Start: 13:02 Flag 13:24 End: 13:25

Luna Logistics Classic FF1600 Championship
RACE 4 - GRID (20 minutes)

ROW 7		13	54 Paul CROSBIE (SUN)		
ROW 6	12	73 Simon CLEWS	11	16 Graham TERRY	
ROW 5		10	40 Mark TURNER	9	23 Oliver CHAPMAN
ROW 4	8	31 David ROARK	7	69 David LOWE	
ROW 3		6	34 Colin WILLIAMS	5	27 Steve PEARCE
ROW 2	4	61 Kevin MANSELL	3	8 Mark ARMSTRONG	
ROW 1		2	56 Nigel LINGWOOD	1	1 Adriano MEDEIROS
Pole					
					

Cadwell Park
 Circuit Length = 2.1869 miles

These results are provisional until the conclusion of any judicial and technical matters.

Clerk Of Course :		Timekeeper :

Luna Logistics Classic FF1600 Championship

RACE 4 - FIRST PART RED FLAG STOP - INFORMATION SHEET

POS	NO	CL	PIC NAME	ENTRY	LAPS	TIME	GAP	DIFF	MPH	BEST	ON
1	1	A	1 Adriano MEDEIROS	Van Diemen RF80 1600	7	11:16.310			81.48	1:35.298	7
2	56	A	2 Nigel LINGWOOD	Van Diemen RF80 1600	7	11:29.280	12.970	12.970	79.95	1:36.934	6
3	8	A	3 Mark ARMSTRONG	Van Diemen RF80 1600	7	11:29.489	13.179	0.209	79.93	1:37.030	6
4	61	A	4 Kevin MANSELL	Crossle 32F 1600	7	11:30.077	13.767	0.588	79.86	1:36.691	6
5	27	A	5 Steve PEARCE	Van Diemen RF81 1600	7	11:48.545	32.235	18.468	77.78	1:39.593	6
6	40	Inv	1 Mark TURNER	Jamun T12-B 1600	7	11:52.403	36.093	3.858	77.36	1:38.995	6
7	34	A	6 Colin WILLIAMS	PRS RH01 1600	7	11:56.961	40.651	4.558	76.86	1:39.554	4
8	16	A	7 Graham TERRY	Van Diemen RF80 1600	7	12:11.202	54.892	14.241	75.37	1:41.184	7
9	69	B	1 David LOWE	Lotus 69 FF 1600	7	12:18.268	1:01.958	7.066	74.65	1:41.552	6
10	54	A	8 Paul CROSBIE (SUN)	Van Diemen RF80 1600	7	12:18.613	1:02.303	0.345	74.61	1:41.301	6
11	31	A	9 David ROARK	Van Diemen RF78 1600	7	12:34.000	1:17.690	15.387	73.09	1:44.825	3
12	23	Inv	2 Oliver CHAPMAN	PRS 79 1600	7	12:42.103	1:25.793	8.103	72.31	1:42.673	7

FASTEST LAP

1	A	Adriano MEDEIROS	Van Diemen RF80 1600	7	1:35.298	82.61 mph	132.95 kph
40	Inv	Mark TURNER	Jamun T12-B 1600	6	1:38.995	79.53 mph	127.99 kph
69	B	David LOWE	Lotus 69 FF 1600	6	1:41.552	77.52 mph	124.77 kph

Weather / Track : Cloudy / Dry

These results are provisional until the conclusion of any judicial and technical matters.


Cadwell Park

Circuit Length = 2.1869 miles

Start: 10:50 Flag 11:01 End: 11:04

Clerk Of Course :	Timekeeper :
-------------------	--------------

Luna Logistics Classic FF1600 Championship
RACE 4 RESTART - GRID (6 minutes)

ROW 6	11	23 Oliver CHAPMAN		
ROW 5	10	31 David ROARK	9	54 Paul CROSBIE (SUN)
ROW 4	8	69 David LOWE	7	16 Graham TERRY
ROW 3	6	34 Colin WILLIAMS	5	27 Steve PEARCE
ROW 2	4	61 Kevin MANSELL	3	8 Mark ARMSTRONG
ROW 1	2	56 Nigel LINGWOOD	1	1 Adriano MEDEIROS
Pole				
				

Cadwell Park
Circuit Length = 2.1869 miles

These results are provisional until the conclusion of any judicial and technical matters.

Clerk Of Course :		Timekeeper :
-------------------	--	--------------

Luna Logistics Classic FF1600 Championship

RACE 4 RESTART - SECOND PART - CLASSIFICATION

POS	NO	CL	PIC NAME	ENTRY	LAPS	TIME	GAP	DIFF	MPH	BEST	ON
1	1	A	1 Adriano MEDEIROS	Van Diemen RF80 1600	4	6:33.064			80.12	1:36.401	3
2	8	A	2 Mark ARMSTRONG	Van Diemen RF80 1600	4	6:33.398	0.334	0.334	80.05	1:36.213	2
3	56	A	3 Nigel LINGWOOD	Van Diemen RF80 1600	4	6:33.814	0.750	0.416	79.96	1:35.867	4
4	61	A	4 Kevin MANSELL	Crossle 32F 1600	4	6:34.396	1.332	0.582	79.85	1:35.813	4
5	27	A	5 Steve PEARCE	Van Diemen RF81 1600	4	6:44.782	11.718	10.386	77.80	1:38.111	2
6	16*	A	6 Graham TERRY	Van Diemen RF80 1600	4	6:48.666	15.602	3.884	77.06	1:39.557	2
7	34	A	7 Colin WILLIAMS	PRS RH01 1600	4	6:48.775	15.711	0.109	77.04	1:38.984	2
8	23	Inv	1 Oliver CHAPMAN	PRS 79 1600	4	6:49.248	16.184	0.473	76.95	1:39.763	2
9	69	B	1 David LOWE	Lotus 69 FF 1600	4	7:03.281	30.217	14.033	74.40	1:42.613	2
10	31	A	8 David ROARK	Van Diemen RF78 1600	4	7:08.077	35.013	4.796	73.56	1:44.556	4
11	54	A	9 Paul CROSBIE (SUN)	Van Diemen RF80 1600	4	7:49.977	1:16.913	41.900	67.00	1:43.657	3
NOT CLASSIFIED											
DNF	40	Inv	Mark TURNER	Jamun T12-B 1600	0						
FASTEST LAP											
61	A	Kevin MANSELL	Crossle 32F 1600	4	1:35.813	82.17 mph	132.24 kph				
23	Inv	Oliver CHAPMAN	PRS 79 1600	2	1:39.763	78.91 mph	127.00 kph				
69	B	David LOWE	Lotus 69 FF 1600	2	1:42.613	76.72 mph	123.48 kph				

* Car16 - Transponder stopped working

Details of all starters & original fastest laps are available in the First Part Information Sheet

Weather / Track : Cloudy / Dry

These results are provisional until the conclusion of any judicial and technical matters.

Cadwell Park

Circuit Length = 2.1869 miles

Start: 11:17 Flag 11:23 End: 11:25

Clerk Of Course :	Timekeeper :
-------------------	--------------

Luna Logistics Classic FF1600 Championship

RACE 4 RESTART - LAP CHART

LAP 1 @ 11:19:05.035			LAP 2 @ 11:20:41.720			LAP 3 @ 11:22:18.283			LAP 4 @ 11:23:54.965		
NO	BEHIND	LAP TIME	NO	BEHIND	LAP TIME	NO	BEHIND	LAP TIME	NO	BEHIND	LAP TIME
1		1:43.134	8		1:36.213	1		1:36.401	1		1:36.682
8	0.472	1:43.606	1	0.162	1:36.847	8	0.633	1:37.196	8	0.334	1:36.383
56	1.785	1:44.919	56	1.801	1:36.701	56	1.565	1:36.327	56	0.750	1:35.867
61	2.245	1:45.379	61	2.205	1:36.645	61	2.201	1:36.559	61	1.332	1:35.813
27	3.274	1:46.408	27	4.700	1:38.111	27	7.786	1:39.649	27	11.718	1:40.614
34	4.326	1:47.460	34	6.625	1:38.984	16	11.475	1:40.011	16	15.602	1:40.809
16	5.155	1:48.289	16	8.027	1:39.557	34	12.505	1:42.443	34	15.711	1:39.888
23	5.628	1:48.762	23	8.706	1:39.763	23	12.655	1:40.512	23	16.184	1:40.211
69	9.560	1:52.694	69	15.488	1:42.613	69	22.364	1:43.439	69	30.217	1:44.535
31	10.264	1:53.398	31	18.302	1:44.723	31	27.139	1:45.400	31	35.013	1:44.556
54	41.450	2:24.584	54	50.326	1:45.561	54	57.420	1:43.657	54	1:16.913	1:56.175

Weather / Track : Cloudy / Dry

Results can be found at www.tsl-timing.com

Cadwell Park
Circuit Length = 2.1869 miles
Start: 11:17 Flag 11:23 End: 11:25

Printed - 11:25 Sunday, 10 September 2017

Luna Logistics Classic FF1600 Championship

RACE 4 RESTART - LAP ANALYSIS

DIFF = Difference To Personal Best Lap

P1 1 Adriano MEDEIROS				
LAP	LAP TIME	DIFF	MPH	TIME OF DAY
1 -	1:43.134	6.733	76.33	11:19:05.035
2 -	1:36.847 (3)	0.446	81.29	11:20:41.882
3 -	1:36.401 (1)		81.67	11:22:18.283
4 -	1:36.682 (2)	0.281	81.43	11:23:54.965

P2 8 Mark ARMSTRONG				
LAP	LAP TIME	DIFF	MPH	TIME OF DAY
1 -	1:43.606	7.393	75.99	11:19:05.507
2 -	1:36.213 (1)		81.83	11:20:41.720
3 -	1:37.196 (3)	0.983	81.00	11:22:18.916
4 -	1:36.383 (2)	0.170	81.68	11:23:55.299

P3 56 Nigel LINGWOOD				
LAP	LAP TIME	DIFF	MPH	TIME OF DAY
1 -	1:44.919	9.052	75.04	11:19:06.820
2 -	1:36.701 (3)	0.834	81.41	11:20:43.521
3 -	1:36.327 (2)	0.460	81.73	11:22:19.848
4 -	1:35.867 (1)		82.12	11:23:55.715

P4 61 Kevin MANSELL				
LAP	LAP TIME	DIFF	MPH	TIME OF DAY
1 -	1:45.379	9.566	74.71	11:19:07.280
2 -	1:36.645 (3)	0.832	81.46	11:20:43.925
3 -	1:36.559 (2)	0.746	81.53	11:22:20.484
4 -	1:35.813 (1)		82.17	11:23:56.297

P5 27 Steve PEARCE				
LAP	LAP TIME	DIFF	MPH	TIME OF DAY
1 -	1:46.408	8.297	73.99	11:19:08.309
2 -	1:38.111 (1)		80.24	11:20:46.420
3 -	1:39.649 (2)	1.538	79.00	11:22:26.069
4 -	1:40.614 (3)	2.503	78.25	11:24:06.683

P6 16 Graham TERRY				
LAP	LAP TIME	DIFF	MPH	TIME OF DAY
1 -	1:48.289	8.732	72.70	11:19:10.190
2 -	1:39.557 (1)		79.08	11:20:49.747
3 -	1:40.011 (2)	0.454	78.72	11:22:29.758
4 -	1:40.809 (3)	1.252	78.10	11:24:10.567

P7 34 Colin WILLIAMS				
LAP	LAP TIME	DIFF	MPH	TIME OF DAY
1 -	1:47.460	8.476	73.26	11:19:09.361
2 -	1:38.984 (1)		79.54	11:20:48.345
3 -	1:42.443 (3)	3.459	76.85	11:22:30.788
4 -	1:39.888 (2)	0.904	78.82	11:24:10.676

P8 23 Oliver CHAPMAN				
LAP	LAP TIME	DIFF	MPH	TIME OF DAY
1 -	1:48.762	8.999	72.38	11:19:10.663
2 -	1:39.763 (1)		78.91	11:20:50.426
3 -	1:40.512 (3)	0.749	78.33	11:22:30.938
4 -	1:40.211 (2)	0.448	78.56	11:24:11.149

DIFF = Difference To Personal Best Lap

P9 69 David LOWE				
LAP	LAP TIME	DIFF	MPH	TIME OF DAY
1 -	1:52.694	10.081	69.86	11:19:14.595
2 -	1:42.613 (1)		76.72	11:20:57.208
3 -	1:43.439 (2)	0.826	76.11	11:22:40.647
4 -	1:44.535 (3)	1.922	75.31	11:24:25.182

P10 31 David ROARK				
LAP	LAP TIME	DIFF	MPH	TIME OF DAY
1 -	1:53.398	8.842	69.42	11:19:15.299
2 -	1:44.723 (2)	0.167	75.18	11:21:00.022
3 -	1:45.400 (3)	0.844	74.69	11:22:45.422
4 -	1:44.556 (1)		75.30	11:24:29.978

P11 54 Paul CROSBIE (SUN)				
LAP	LAP TIME	DIFF	MPH	TIME OF DAY
1 -	2:24.584	40.927	54.45	11:19:46.485
2 -	1:45.561 (2)	1.904	74.58	11:21:32.046
3 -	1:43.657 (1)		75.95	11:23:15.703
4 -	1:56.175 (3)	12.518	67.77	11:25:11.878

Weather / Track : Cloudy / Dry

Results can be found at www.tsl-timing.com

Cadwell Park
 Circuit Length = 2.1869 miles
 Start: 11:17 Flag 11:23 End: 11:25

Printed - 11:25 Sunday, 10 September 2017