



KEYLINE.com CLASSIC FORMULA FORD CHAMPIONSHIP

Oulton Park

17th August 2013



Results Provided by Timing Solutions Ltd
www.tsl-timing.com

Keyline.com Classic FF1600 Championship

QUALIFYING - RACES 1 & 2 - CLASSIFICATION

POS	NO	CL	PIC NAME	ENTRY	TIME	ON	LAPS	GAP	DIFF	MPH
1	2	A	1 Mike GARDNER	Van Diemen RF80	1:34.974	8	9			84.37
2	3	A	2 Adriano MEDEIROS	Van Diemen RF79	1:36.403	5	9	1.429	1.429	83.12
3	13	A	3 Stuart KESTENBAUM	Van Diemen RF79	1:36.840	8	9	1.866	0.437	82.75
4	56	A	4 Nigel LINGWOOD	Van Diemen RF80	1:36.906	8	9	1.932	0.066	82.69
5	4	A	5 Graham LEGGET	Crossle 25F	1:36.921	7	7	1.947	0.015	82.68
6	81	A	6 Steve HARE	Van Diemen RF81	1:36.938	3	9	1.964	0.017	82.66
7	49	B	1 Andrew SMITH	Van Diemen FA73	1:37.008	8	9	2.034	0.070	82.60
8	77	A	7 Paul WALTON	Crossle 25F	1:37.260	7	9	2.286	0.252	82.39
9	14	A	8 Simon JACKSON	Javelin JL5	1:37.571	8	9	2.597	0.311	82.13
10	28	A	9 Alan FINCHAM	Van Diemen RF80	1:38.481	8	9	3.507	0.910	81.37
11	34	A	10 Colin WILLIAMS	PRS RW01	1:38.947	6	9	3.973	0.466	80.98
12	55 *	A	11 Roger NEWMAN	Van Diemen RF80	1:39.137	6	9	4.163	0.190	80.83
13	27	A	12 Steve PEARCE	Van Diemen RF78	1:39.262	6	9	4.288	0.125	80.73
14	41	I	1 Mark TURNER	Jamun T12B	1:39.264	8	9	4.290	0.002	80.73
15	51	A	13 Kevin HOWELL	PRS RH01	1:39.409	7	9	4.435	0.145	80.61
16	18	A	14 Paul HUBBARD	Crossle M25F	1:39.429	7	8	4.455	0.020	80.59
17	71	A	15 Jon NASH	Van Diemen	1:39.706	7	9	4.732	0.277	80.37
18	5	I	2 Ian WOOD	Royale RP33	1:40.401	7	9	5.427	0.695	79.81
19	20	B	2 Mike WRIGLEY	Elden MK8	1:40.533	8	9	5.559	0.132	79.71
20	8	A	16 Chris STUART	Van Diemen RF80	1:41.023	5	9	6.049	0.490	79.32
21	63	A	17 Steve COLE	Royale RP26	1:41.025	4	5	6.051	0.002	79.32
22	38 *	A	18 Benjamin HOPTON	Van Diemen RF80	1:42.383	6	9	7.409	1.358	78.27
23	16	A	19 Graham TERRY	Van Diemen RF80	1:46.118	8	8	11.144	3.735	75.51
24	11	B	3 Michael SAUNDERS	Hawke DL11	1:51.394	7	8	16.420	5.276	71.93
25	9	A	20 Phil ATTWOOD	Crossle 32F	1:52.816	8	8	17.842	1.422	71.03
26	58	B	4 David BEECHEY	Palliser WDF2	2:01.398	6	6	26.424	8.582	66.01

* CAR 20 - NO WORKING TRANSPONDER, PLEASE FIX MSA REGULATION Q12.2.1.

* CAR 38 - LOW TRANSPONDER BATTERY, PLEASE CHARGE.

Weather / Track : Cloudy / Dry

These results are provisional until the conclusion of any judicial and technical matters.

Oulton Park Island

Circuit Length = 2.2260 miles

Start: 08:30 Flag 08:44 End: 08:46

Clerk Of Course :	Timekeeper :
-------------------	--------------

Keyline.com Classic FF1600 Championship

QUALIFYING - RACES 1 & 2 - LAP ANALYSIS

DIFF = Difference To Personal Best Lap

P1 2 Mike GARDNER				
LAP	LAP TIME	DIFF	MPH	TIME OF DAY
1 -				08:32:06.616
2 -	1:37.924	2.950	81.83	08:33:44.540
3 -	1:35.884	0.910	83.57	08:35:20.424
4 -	1:35.948	0.974	83.52	08:36:56.372
5 -	1:35.429 (2)	0.455	83.97	08:38:31.801
6 -	1:35.875	0.901	83.58	08:40:07.676
7 -	1:40.414	5.440	79.80	08:41:48.090
8 -	1:34.974 (1)		84.37	08:43:23.064
9 -	1:35.512 (3)	0.538	83.90	08:44:58.576

P2 3 Adriano MEDEIROS				
LAP	LAP TIME	DIFF	MPH	TIME OF DAY
1 -				08:33:01.380
2 -	1:43.782	7.379	77.21	08:34:45.162
3 -	1:40.372	3.969	79.83	08:36:25.534
4 -	1:37.571	1.168	82.13	08:38:03.105
5 -	1:36.403 (1)		83.12	08:39:39.508
6 -	1:36.542 (2)	0.139	83.00	08:41:16.050
7 -	1:37.617	1.214	82.09	08:42:53.667
8 -	1:36.719 (3)	0.316	82.85	08:44:30.386
9 -	1:40.096	3.693	80.05	08:46:10.482

P3 13 Stuart KESTENBAUM				
LAP	LAP TIME	DIFF	MPH	TIME OF DAY
1 -				08:31:47.247
2 -	1:40.073	3.233	80.07	08:33:27.320
3 -	1:38.217	1.377	81.59	08:35:05.537
4 -	1:37.071 (2)	0.231	82.55	08:36:42.608
5 -	1:43.621	6.781	77.33	08:38:26.229
6 -	1:39.714	2.874	80.36	08:40:05.943
7 -	1:37.703 (3)	0.863	82.02	08:41:43.646
8 -	1:36.840 (1)		82.75	08:43:20.486
9 -	1:39.705	2.865	80.37	08:45:00.191

P4 56 Nigel LINGWOOD				
LAP	LAP TIME	DIFF	MPH	TIME OF DAY
1 -				08:31:50.052
2 -	1:41.233	4.327	79.15	08:33:31.285
3 -	1:38.041 (3)	1.135	81.73	08:35:09.326
4 -	1:38.215	1.309	81.59	08:36:47.541
5 -	1:39.107	2.201	80.85	08:38:26.648
6 -	1:38.597	1.691	81.27	08:40:05.245
7 -	1:37.581 (2)	0.675	82.12	08:41:42.826
8 -	1:36.906 (1)		82.69	08:43:19.732
9 -	1:38.542	1.636	81.32	08:44:58.274

P5 4 Graham LEGGET				
LAP	LAP TIME	DIFF	MPH	TIME OF DAY
1 -				08:32:18.123
2 -	1:54.902	17.981	69.74	08:34:13.025
3 -	1:41.855	4.934	78.67	08:35:54.880
4 -	1:40.231	3.310	79.95	08:37:35.111
5 -	1:37.842 (2)	0.921	81.90	08:39:12.953
6 -	1:39.151 (3)	2.230	80.82	08:40:52.104
7 -	1:36.921 (1)		82.68	08:42:29.025

DIFF = Difference To Personal Best Lap

P6 81 Steve HARE				
LAP	LAP TIME	DIFF	MPH	TIME OF DAY
1 -				08:32:35.353
2 -	1:40.367	3.429	79.84	08:34:15.720
3 -	1:36.938 (1)		82.66	08:35:52.658
4 -	1:39.909	2.971	80.20	08:37:32.567
5 -	1:38.622	1.684	81.25	08:39:11.189
6 -	1:37.978	1.040	81.78	08:40:49.167
7 -	1:37.302 (3)	0.364	82.35	08:42:26.469
8 -	1:37.119 (2)	0.181	82.51	08:44:03.588
9 -	1:50.807	13.869	72.32	08:45:54.395

P7 49 Andrew SMITH				
LAP	LAP TIME	DIFF	MPH	TIME OF DAY
1 -				08:32:13.176
2 -	1:41.404	4.396	79.02	08:33:54.580
3 -	1:39.685	2.677	80.38	08:35:34.265
4 -	1:41.664	4.656	78.82	08:37:15.929
5 -	1:38.492	1.484	81.36	08:38:54.421
6 -	1:37.912 (3)	0.904	81.84	08:40:32.333
7 -	1:37.869 (2)	0.861	81.88	08:42:10.202
8 -	1:37.008 (1)		82.60	08:43:47.210
9 -	1:40.023	3.015	80.11	08:45:27.233

P8 77 Paul WALTON				
LAP	LAP TIME	DIFF	MPH	TIME OF DAY
1 -				08:32:33.267
2 -	1:40.227	2.967	79.95	08:34:13.494
3 -	1:38.988	1.728	80.95	08:35:52.482
4 -	1:41.172	3.912	79.20	08:37:33.654
5 -	1:38.715	1.455	81.17	08:39:12.369
6 -	1:38.180 (3)	0.920	81.62	08:40:50.549
7 -	1:37.260 (1)		82.39	08:42:27.809
8 -	1:37.777 (2)	0.517	81.95	08:44:05.586
9 -	1:46.288	9.028	75.39	08:45:51.874

P9 14 Simon JACKSON				
LAP	LAP TIME	DIFF	MPH	TIME OF DAY
1 -				08:32:16.484
2 -	1:39.857	2.286	80.25	08:33:56.341
3 -	1:38.048 (3)	0.477	81.73	08:35:34.389
4 -	1:40.415	2.844	79.80	08:37:14.804
5 -	1:37.734 (2)	0.163	81.99	08:38:52.538
6 -	1:38.369	0.798	81.46	08:40:30.907
7 -	1:38.051	0.480	81.72	08:42:08.958
8 -	1:37.571 (1)		82.13	08:43:46.529
9 -	1:38.937	1.366	80.99	08:45:25.466

P10 28 Alan FINCHAM				
LAP	LAP TIME	DIFF	MPH	TIME OF DAY
1 -				08:31:48.457
2 -	1:40.312	1.831	79.88	08:33:28.769
3 -	1:39.684	1.203	80.39	08:35:08.453
4 -	1:39.547 (3)	1.066	80.50	08:36:48.000
5 -	1:39.972	1.491	80.15	08:38:27.972
6 -	1:39.867	1.386	80.24	08:40:07.839
7 -	1:38.691 (2)	0.210	81.19	08:41:46.530
8 -	1:38.481 (1)		81.37	08:43:25.011
9 -	1:40.316	1.835	79.88	08:45:05.327

Weather / Track : Cloudy / Dry

Oulton Park Island
Circuit Length = 2.2260 miles
Start: 08:30 Flag 08:44 End: 08:46

Keyline.com Classic FF1600 Championship

QUALIFYING - RACES 1 & 2 - LAP ANALYSIS

DIFF = Difference To Personal Best Lap

P11 34 Colin WILLIAMS				
LAP	LAP TIME	DIFF	MPH	TIME OF DAY
1 -				08:31:59.687
2 -	1:42.099	3.152	78.48	08:33:41.786
3 -	1:40.521 (3)	1.574	79.72	08:35:22.307
4 -	1:40.757	1.810	79.53	08:37:03.064
5 -	1:42.244	3.297	78.37	08:38:45.308
6 -	1:38.947 (1)		80.98	08:40:24.255
7 -	1:39.757 (2)	0.810	80.33	08:42:04.012
8 -	1:47.690 P	8.743	74.41	08:43:51.702
9 -	2:31.901	52.954	52.75	08:46:23.603

P12 55 Roger NEWMAN				
LAP	LAP TIME	DIFF	MPH	TIME OF DAY
1 -				08:32:15.598
2 -	1:45.469	6.332	75.98	08:34:01.067
3 -	1:40.794	1.657	79.50	08:35:41.861
4 -	1:40.059 (3)	0.922	80.08	08:37:21.920
5 -	1:47.660	8.523	74.43	08:39:09.580
6 -	1:39.137 (1)		80.83	08:40:48.717
7 -	1:39.430 (2)	0.293	80.59	08:42:28.147
8 -	1:43.656	4.519	77.30	08:44:11.803
9 -	2:11.779 P	32.642	60.81	08:46:23.582

P13 27 Steve PEARCE				
LAP	LAP TIME	DIFF	MPH	TIME OF DAY
1 -				08:32:10.740
2 -	1:44.155	4.893	76.93	08:33:54.895
3 -	1:42.358	3.096	78.28	08:35:37.253
4 -	1:41.200 (3)	1.938	79.18	08:37:18.453
5 -	1:40.130 (2)	0.868	80.03	08:38:58.583
6 -	1:39.262 (1)		80.73	08:40:37.845
7 -	1:42.883	3.621	77.89	08:42:20.728
8 -	1:42.272	3.010	78.35	08:44:03.000
9 -	1:50.951	11.689	72.22	08:45:53.951

P14 41 Mark TURNER				
LAP	LAP TIME	DIFF	MPH	TIME OF DAY
1 -				08:32:02.157
2 -	1:44.147	4.883	76.94	08:33:46.304
3 -	1:41.944	2.680	78.60	08:35:28.248
4 -	1:42.398	3.134	78.25	08:37:10.646
5 -	1:40.762 (3)	1.498	79.52	08:38:51.408
6 -	1:41.962	2.698	78.59	08:40:33.370
7 -	1:39.542 (2)	0.278	80.50	08:42:12.912
8 -	1:39.264 (1)		80.73	08:43:52.176
9 -	1:42.569	3.305	78.12	08:45:34.745

P15 51 Kevin HOWELL				
LAP	LAP TIME	DIFF	MPH	TIME OF DAY
1 -				08:32:21.915
2 -	1:41.611	2.202	78.86	08:34:03.526
3 -	1:41.145 (3)	1.736	79.22	08:35:44.671
4 -	1:43.797	4.388	77.20	08:37:28.468
5 -	1:42.261	2.852	78.36	08:39:10.729
6 -	1:41.922	2.513	78.62	08:40:52.651
7 -	1:39.409 (1)		80.61	08:42:32.060
8 -	1:40.516 (2)	1.107	79.72	08:44:12.576
9 -	1:43.405	3.996	77.49	08:45:55.981

DIFF = Difference To Personal Best Lap

P16 18 Paul HUBBARD				
LAP	LAP TIME	DIFF	MPH	TIME OF DAY
1 -				08:32:14.700
2 -	1:46.890	7.461	74.97	08:34:01.590
3 -	1:42.669	3.240	78.05	08:35:44.259
4 -	1:44.113	4.684	76.97	08:37:28.372
5 -	1:44.022	4.593	77.03	08:39:12.394
6 -	1:41.157 (2)	1.728	79.21	08:40:53.551
7 -	1:39.429 (1)		80.59	08:42:32.980
8 -	1:41.677 (3)	2.248	78.81	08:44:14.657

P17 71 Jon NASH				
LAP	LAP TIME	DIFF	MPH	TIME OF DAY
1 -				08:31:59.074
2 -	1:42.811	3.105	77.94	08:33:41.885
3 -	1:41.857	2.151	78.67	08:35:23.742
4 -	1:39.995 (2)	0.289	80.14	08:37:03.737
5 -	1:40.929	1.223	79.39	08:38:44.666
6 -	1:40.155 (3)	0.449	80.01	08:40:24.821
7 -	1:39.706 (1)		80.37	08:42:04.527
8 -	1:40.408	0.702	79.81	08:43:44.935
9 -	1:42.957	3.251	77.83	08:45:27.892

P18 5 Ian WOOD				
LAP	LAP TIME	DIFF	MPH	TIME OF DAY
1 -				08:32:14.012
2 -	1:42.937	2.536	77.84	08:33:56.949
3 -	1:42.060	1.659	78.51	08:35:39.009
4 -	1:41.444 (2)	1.043	78.99	08:37:20.453
5 -	1:43.328	2.927	77.55	08:39:03.781
6 -	1:41.900 (3)	1.499	78.64	08:40:45.681
7 -	1:40.401 (1)		79.81	08:42:26.082
8 -	1:45.908	5.507	75.66	08:44:11.990
9 -	1:45.024	4.623	76.30	08:45:57.014

P19 20 Mike WRIGLEY				
LAP	LAP TIME	DIFF	MPH	TIME OF DAY
1 -				08:31:58.121
2 -	1:47.017	6.484	74.88	08:33:45.138
3 -	1:42.165	1.632	78.43	08:35:27.303
4 -	1:42.210	1.677	78.40	08:37:09.513
5 -	1:41.091 (3)	0.558	79.27	08:38:50.604
6 -	1:41.456	0.923	78.98	08:40:32.060
7 -	1:42.128	1.595	78.46	08:42:14.188
8 -	1:40.533 (1)		79.71	08:43:54.721
9 -	1:40.793 (2)	0.260	79.50	08:45:35.514

P20 8 Chris STUART				
LAP	LAP TIME	DIFF	MPH	TIME OF DAY
1 -				08:32:25.528
2 -	1:44.914	3.891	76.38	08:34:10.442
3 -	1:41.905 (3)	0.882	78.63	08:35:52.347
4 -	1:44.234	3.211	76.88	08:37:36.581
5 -	1:41.023 (1)		79.32	08:39:17.604
6 -	1:42.619	1.596	78.09	08:41:00.223
7 -	1:41.402 (2)	0.379	79.02	08:42:41.625
8 -	1:42.982	1.959	77.81	08:44:24.607
9 -	1:42.958	1.935	77.83	08:46:07.565

Weather / Track : Cloudy / Dry

Oulton Park Island
Circuit Length = 2.2260 miles
Start: 08:30 Flag 08:44 End: 08:46

Keyline.com Classic FF1600 Championship

QUALIFYING - RACES 1 & 2 - LAP ANALYSIS

DIFF = Difference To Personal Best Lap

P21 63 Steve COLE				
LAP	LAP TIME	DIFF	MPH	TIME OF DAY
1 -				08:38:35.629
2 -	1:44.483	3.458	76.69	08:40:20.112
3 -	1:41.920 (2)	0.895	78.62	08:42:02.032
4 -	1:41.025 (1)		79.32	08:43:43.057
5 -	1:44.066 (3)	3.041	77.00	08:45:27.123

P22 38 Benjamin HOPTON				
LAP	LAP TIME	DIFF	MPH	TIME OF DAY
1 -				08:32:01.876
2 -	1:48.551	6.168	73.82	08:33:50.427
3 -	1:43.676 (2)	1.293	77.29	08:35:34.103
4 -	1:45.558	3.175	75.91	08:37:19.661
5 -	1:44.827	2.444	76.44	08:39:04.488
6 -	1:42.383 (1)		78.27	08:40:46.871
7 -	1:43.771 (3)	1.388	77.22	08:42:30.642
8 -	1:46.981	4.598	74.90	08:44:17.623
9 -	1:44.713	2.330	76.52	08:46:02.336

P23 16 Graham TERRY				
LAP	LAP TIME	DIFF	MPH	TIME OF DAY
1 -				08:32:50.947
2 -	1:52.969	6.851	70.93	08:34:43.916
3 -	1:49.370	3.252	73.27	08:36:33.286
4 -	1:49.291	3.173	73.32	08:38:22.577
5 -	1:49.198	3.080	73.38	08:40:11.775
6 -	1:48.825 (3)	2.707	73.63	08:42:00.600
7 -	1:47.612 (2)	1.494	74.46	08:43:48.212
8 -	1:46.118 (1)		75.51	08:45:34.330

P24 11 Michael SAUNDERS				
LAP	LAP TIME	DIFF	MPH	TIME OF DAY
1 -				08:32:44.788
2 -	1:55.784	4.390	69.21	08:34:40.572
3 -	1:53.966	2.572	70.31	08:36:34.538
4 -	1:54.737	3.343	69.84	08:38:29.275
5 -	1:52.777 (3)	1.383	71.05	08:40:22.052
6 -	1:51.809 (2)	0.415	71.67	08:42:13.861
7 -	1:51.394 (1)		71.93	08:44:05.255
8 -	1:55.980	4.586	69.09	08:46:01.235

P25 9 Phil ATTWOOD				
LAP	LAP TIME	DIFF	MPH	TIME OF DAY
1 -				08:32:30.381
2 -	2:06.021	13.205	63.58	08:34:36.402
3 -	2:02.489	9.673	65.42	08:36:38.891
4 -	1:57.484	4.668	68.21	08:38:36.375
5 -	1:53.679 (3)	0.863	70.49	08:40:30.054
6 -	1:53.772	0.956	70.43	08:42:23.826
7 -	1:53.423 (2)	0.607	70.65	08:44:17.249
8 -	1:52.816 (1)		71.03	08:46:10.065

P26 58 David BEECHEY				
LAP	LAP TIME	DIFF	MPH	TIME OF DAY
1 -				08:32:43.349
2 -	2:05.180 (3)	3.782	64.01	08:34:48.529
3 -	4:11.381	2:09.983	31.87	08:38:59.910
4 -	2:13.787	12.389	59.89	08:41:13.697


DIFF = Difference To Personal Best Lap

5 -	2:01.522 (2)	0.124	65.94	08:43:15.219
6 -	2:01.398 (1)		66.01	08:45:16.617

Weather / Track : Cloudy / Dry

Keyline.com Classic FF1600 Championship

RACE 1 - HEAT 1 - GRID

ROW 7	13	1:52.816	9 Phil ATTWOOD	
ROW 6		1:41.025	11 63 Steve COLE	12 1:46.118 16 Graham TERRY
ROW 5	9	1:39.706	71 Jon NASH	10 1:40.533 20 Mike WRIGLEY
ROW 4		1:39.262	7 27 Steve PEARCE	8 1:39.409 51 Kevin HOWELL
ROW 3	5	1:37.571	14 Simon JACKSON	6 1:38.947 34 Colin WILLIAMS
ROW 2		1:36.921	3 4 Graham LEGGET	4 1:37.008 49 Andrew SMITH
ROW 1	1	1:34.974	2 Mike GARDNER	2 1:36.840 13 Stuart KESTENBAUM
Pole				
				


Oulton Park Island
Circuit Length = 2.2260 miles

These results are provisional until the conclusion of any judicial and technical matters.

Clerk Of Course :		Timekeeper :
-------------------	--	--------------

Keyline.com Classic FF1600 Championship

RACE 2 - HEAT 2 - GRID

ROW 7	13	2:01.398 58 David BEECHEY			
ROW 6		11	1:42.383 38 Benjamin HOPTON	12	1:51.394 11 Michael SAUNDERS
ROW 5	9	1:40.401 5 Ian WOOD	10	1:41.023 8 Chris STUART	
ROW 4		7	1:39.264 41 Mark TURNER	8	1:39.429 18 Paul HUBBARD
ROW 3	5	1:38.481 28 Alan FINCHAM	6	1:39.137 55 Roger NEWMAN	
ROW 2		3	1:36.938 81 Steve HARE	4	1:37.260 77 Paul WALTON
ROW 1	1	1:36.403 3 Adriano MEDEIROS	2	1:36.906 56 Nigel LINGWOOD	
Pole					
					

Oulton Park Island
Circuit Length = 2.2260 miles

These results are provisional until the conclusion of any judicial and technical matters.

Clerk Of Course :

Timekeeper :

Keyline.com Classic FF1600 Championship

RACE 1 - HEAT 1 - CLASSIFICATION

POS	NO	CL	PIC NAME	ENTRY	LAPS	TIME	GAP	DIFF	MPH	BEST	ON
1	2	A	1 Mike GARDNER	Van Diemen RF80	10	16:00.497			83.43	1:34.652	7
2	13	A	2 Stuart KESTENBAUM	Van Diemen RF79	10	16:12.604	12.107	12.107	82.39	1:36.023	4
3	49	B	1 Andrew SMITH	Van Diemen FA73	10	16:26.802	26.305	14.198	81.20	1:36.894	7
4	14	A	3 Simon JACKSON	Javelin JL5	10	16:29.871	29.374	3.069	80.95	1:36.477	7
5	71	A	4 Jon NASH	Van Diemen	10	16:39.710	39.213	9.839	80.15	1:37.672	7
6	34	A	5 Colin WILLIAMS	PRS RW01	10	16:40.278	39.781	0.568	80.11	1:38.393	10
7	51	A	6 Kevin HOWELL	PRS RH01	10	16:41.713	41.216	1.435	79.99	1:38.740	3
8	20	B	2 Mike WRIGLEY	Elden MK8	10	16:51.764	51.267	10.051	79.20	1:39.579	2
9	63	A	7 Steve COLE	Royale RP26	10	16:52.358	51.861	0.594	79.15	1:39.652	3
10	27	A	8 Steve PEARCE	Van Diemen RF78	10	16:52.411	51.914	0.053	79.15	1:37.972	9
11	16	A	9 Graham TERRY	Van Diemen RF80	10	17:39.978	1:39.481	47.567	75.60	1:43.320	7
12	9	A	10 Phil ATTWOOD	Crossle 32F	9	16:03.070	1 Lap	1 Lap	74.88	1:44.356	7

FASTEST LAP

2	A	Mike GARDNER	Van Diemen RF80	7	1:34.652	84.66 mph	136.25 kph
49	B	Andrew SMITH	Van Diemen FA73	7	1:36.894	82.70 mph	133.10 kph

Weather / Track : Cloudy / Dry

These results are provisional until the conclusion of any judicial and technical matters.

Oulton Park Island

Circuit Length = 2.2260 miles

Start: 10:57 Flag 11:13 End: 11:15

Clerk Of Course :

Timekeeper :

Keyline.com Classic FF1600 Championship

RACE 1 - HEAT 1 - LAP CHART

LAP 1			LAP 2			LAP 3			LAP 4			LAP 5		
NO	BEHIND	LAP TIME	NO	BEHIND	LAP TIME	NO	BEHIND	LAP TIME	NO	BEHIND	LAP TIME	NO	BEHIND	LAP TIME
13		1:41.188	2		1:36.135	2		1:36.001	2		1:35.664	2		1:34.967
2	0.274	1:41.462	13	0.245	1:36.654	13	1.354	1:37.110	13	1.713	1:36.023	13	3.299	1:36.553
49	1.726	1:42.914	49	3.046	1:37.729	49	5.071	1:38.026	49	7.039	1:37.632	14	9.666	1:37.110
34	3.680	1:44.868	14	5.017	1:37.651	14	6.309	1:37.293	14	7.523	1:36.878	49	9.848	1:37.776
14	3.775	1:44.963	34	7.897	1:40.626	34	11.372	1:39.476	34	15.973	1:40.265	34	20.502	1:39.496
71	6.193	1:47.381	71	9.434	1:39.650	71	12.571	1:39.138	71	16.710	1:39.803	71	21.983	1:40.240
51	7.006	1:48.194	51	10.561	1:39.964	51	13.300	1:38.740	51	17.337	1:39.701	51	22.147	1:39.777
63	8.147	1:49.335	63	11.465	1:39.727	63	15.116	1:39.652	63	19.173	1:39.721	63	24.784	1:40.578
20	8.533	1:49.721	20	11.703	1:39.579	20	15.415	1:39.713	20	19.670	1:39.919	20	24.948	1:40.245
16	10.609	1:51.797	16	20.887	1:46.687	27	27.293	1:41.017	27	31.141	1:39.512	27	35.303	1:39.129
9	16.257	1:57.445	27	22.277	1:40.008	16	30.210	1:45.324	16	38.715	1:44.169	16	48.164	1:44.416
27	18.678	1:59.866	9	28.429	1:48.581	9	39.407	1:46.979	9	49.389	1:45.646	9	59.340	1:44.918

Weather / Track : Cloudy / Dry

Results can be found at www.tsl-timing.com

Page 1 of 2

Oulton Park Island
Circuit Length = 2.2260 miles
Start: 10:57 Flag 11:13 End: 11:15

Printed - 11:18 Saturday, 17 August 2013

Keyline.com Classic FF1600 Championship

RACE 1 - HEAT 1 - LAP CHART

LAP 6			LAP 7			LAP 8			LAP 9			LAP 10		
NO	BEHIND	LAP TIME	NO	BEHIND	LAP TIME	NO	BEHIND	LAP TIME	NO	BEHIND	LAP TIME	NO	BEHIND	LAP TIME
2		1:34.901	2		1:34.652	2		1:35.455	2		1:35.674	2		1:35.586
13	5.029	1:36.631	13	7.277	1:36.900	13	8.783	1:36.961	13	10.277	1:37.168	9	1 Lap	1:46.024
49	12.726	1:37.779	49	14.968	1:36.894	14	18.319	1:38.552	49	21.044	1:38.318	13	12.107	1:37.416
14	13.397	1:38.632	14	15.222	1:36.477	49	18.400	1:38.887	14	27.399	1:44.754	49	26.305	1:40.847
34	24.384	1:38.783	34	28.159	1:38.427	34	32.457	1:39.753	71	36.107	1:39.306	14	29.374	1:37.561
71	25.643	1:38.561	71	28.663	1:37.672	71	32.475	1:39.267	34	36.974	1:40.191	71	39.213	1:38.692
51	26.691	1:39.445	51	30.981	1:38.942	51	34.291	1:38.765	51	37.716	1:39.099	34	39.781	1:38.393
63	30.778	1:40.895	63	36.369	1:40.243	20	41.725	1:40.669	20	46.301	1:40.250	51	41.216	1:39.086
20	30.954	1:40.907	20	36.511	1:40.209	63	42.710	1:41.796	63	47.152	1:40.116	20	51.267	1:40.552
27	39.416	1:39.014	27	43.735	1:38.971	27	46.865	1:38.585	27	49.163	1:37.972	63	51.861	1:40.295
16	56.697	1:43.434	16	1:05.365	1:43.320	16	1:15.189	1:45.279	16	1:29.878	1:50.363	27	51.914	1:38.337
9	1:08.952	1:44.513	9	1:18.656	1:44.356	9	1:27.809	1:44.608				16	1:39.481	1:45.189

Weather / Track : Cloudy / Dry

Results can be found at www.tsl-timing.com

Page 2 of 2

Oulton Park Island
Circuit Length = 2.2260 miles
Start: 10:57 Flag 11:13 End: 11:15

Printed - 11:18 Saturday, 17 August 2013

Keyline.com Classic FF1600 Championship

RACE 1 - HEAT 1 - LAP ANALYSIS

DIFF = Difference To Personal Best Lap

P1 2 Mike GARDNER				
LAP	LAP TIME	DIFF	MPH	TIME OF DAY
1 -	1:41.462	6.810	78.98	10:59:02.133
2 -	1:36.135	1.483	83.35	11:00:38.268
3 -	1:36.001	1.349	83.47	11:02:14.269
4 -	1:35.664	1.012	83.76	11:03:49.933
5 -	1:34.967 (3)	0.315	84.38	11:05:24.900
6 -	1:34.901 (2)	0.249	84.44	11:06:59.801
7 -	1:34.652 (1)		84.66	11:08:34.453
8 -	1:35.455	0.803	83.95	11:10:09.908
9 -	1:35.674	1.022	83.75	11:11:45.582
10 -	1:35.586	0.934	83.83	11:13:21.168

P2 13 Stuart KESTENBAUM				
LAP	LAP TIME	DIFF	MPH	TIME OF DAY
1 -	1:41.188	5.165	79.19	10:59:01.859
2 -	1:36.654	0.631	82.91	11:00:38.513
3 -	1:37.110	1.087	82.52	11:02:15.623
4 -	1:36.023 (1)		83.45	11:03:51.646
5 -	1:36.553 (2)	0.530	82.99	11:05:28.199
6 -	1:36.631 (3)	0.608	82.92	11:07:04.830
7 -	1:36.900	0.877	82.69	11:08:41.730
8 -	1:36.961	0.938	82.64	11:10:18.691
9 -	1:37.168	1.145	82.47	11:11:55.859
10 -	1:37.416	1.393	82.26	11:13:33.275

P3 49 Andrew SMITH				
LAP	LAP TIME	DIFF	MPH	TIME OF DAY
1 -	1:42.914	6.020	77.86	10:59:03.585
2 -	1:37.729 (3)	0.835	81.99	11:00:41.314
3 -	1:38.026	1.132	81.74	11:02:19.340
4 -	1:37.632 (2)	0.738	82.07	11:03:56.972
5 -	1:37.776	0.882	81.95	11:05:34.748
6 -	1:37.779	0.885	81.95	11:07:12.527
7 -	1:36.894 (1)		82.70	11:08:49.421
8 -	1:38.887	1.993	81.03	11:10:28.308
9 -	1:38.318	1.424	81.50	11:12:06.626
10 -	1:40.847	3.953	79.46	11:13:47.473

P4 14 Simon JACKSON				
LAP	LAP TIME	DIFF	MPH	TIME OF DAY
1 -	1:44.963	8.486	76.34	10:59:05.634
2 -	1:37.651	1.174	82.06	11:00:43.285
3 -	1:37.293	0.816	82.36	11:02:20.578
4 -	1:36.878 (2)	0.401	82.71	11:03:57.456
5 -	1:37.110 (3)	0.633	82.52	11:05:34.566
6 -	1:38.632	2.155	81.24	11:07:13.198
7 -	1:36.477 (1)		83.06	11:08:49.675
8 -	1:38.552	2.075	81.31	11:10:28.227
9 -	1:44.754	8.277	76.49	11:12:12.981
10 -	1:37.561	1.084	82.13	11:13:50.542

P5 71 Jon NASH				
LAP	LAP TIME	DIFF	MPH	TIME OF DAY
1 -	1:47.381	9.709	74.62	10:59:08.052
2 -	1:39.650	1.978	80.41	11:00:47.702
3 -	1:39.138	1.466	80.83	11:02:26.840
4 -	1:39.803	2.131	80.29	11:04:06.643
5 -	1:40.240	2.568	79.94	11:05:46.883
6 -	1:38.561 (2)	0.889	81.30	11:07:25.444

DIFF = Difference To Personal Best Lap

7 -	1:37.672 (1)		82.04	11:09:03.116
8 -	1:39.267	1.595	80.72	11:10:42.383
9 -	1:39.306	1.634	80.69	11:12:21.689
10 -	1:38.692 (3)	1.020	81.19	11:14:00.381

P6 34 Colin WILLIAMS				
LAP	LAP TIME	DIFF	MPH	TIME OF DAY
1 -	1:44.868	6.475	76.41	10:59:05.539
2 -	1:40.626	2.233	79.63	11:00:46.165
3 -	1:39.476	1.083	80.55	11:02:25.641
4 -	1:40.265	1.872	79.92	11:04:05.906
5 -	1:39.496	1.103	80.54	11:05:45.402
6 -	1:38.783 (3)	0.390	81.12	11:07:24.185
7 -	1:38.427 (2)	0.034	81.41	11:09:02.612
8 -	1:39.753	1.360	80.33	11:10:42.365
9 -	1:40.191	1.798	79.98	11:12:22.556
10 -	1:38.393 (1)		81.44	11:14:00.949

P7 51 Kevin HOWELL				
LAP	LAP TIME	DIFF	MPH	TIME OF DAY
1 -	1:48.194	9.454	74.06	10:59:08.865
2 -	1:39.964	1.224	80.16	11:00:48.829
3 -	1:38.740 (1)		81.15	11:02:27.569
4 -	1:39.701	0.961	80.37	11:04:07.270
5 -	1:39.777	1.037	80.31	11:05:47.047
6 -	1:39.445	0.705	80.58	11:07:26.492
7 -	1:38.942 (3)	0.202	80.99	11:09:05.434
8 -	1:38.765 (2)	0.025	81.13	11:10:44.199
9 -	1:39.099	0.359	80.86	11:12:23.298
10 -	1:39.086	0.346	80.87	11:14:02.384

P8 20 Mike WRIGLEY				
LAP	LAP TIME	DIFF	MPH	TIME OF DAY
1 -	1:49.721	10.142	73.03	10:59:10.392
2 -	1:39.579 (1)		80.47	11:00:49.971
3 -	1:39.713 (2)	0.134	80.36	11:02:29.684
4 -	1:39.919 (3)	0.340	80.20	11:04:09.603
5 -	1:40.245	0.666	79.94	11:05:49.848
6 -	1:40.907	1.328	79.41	11:07:30.755
7 -	1:40.209	0.630	79.96	11:09:10.964
8 -	1:40.669	1.090	79.60	11:10:51.633
9 -	1:40.250	0.671	79.93	11:12:31.883
10 -	1:40.552	0.973	79.69	11:14:12.435

P9 63 Steve COLE				
LAP	LAP TIME	DIFF	MPH	TIME OF DAY
1 -	1:49.335	9.683	73.29	10:59:10.006
2 -	1:39.727 (3)	0.075	80.35	11:00:49.733
3 -	1:39.652 (1)		80.41	11:02:29.385
4 -	1:39.721 (2)	0.069	80.36	11:04:09.106
5 -	1:40.578	0.926	79.67	11:05:49.684
6 -	1:40.895	1.243	79.42	11:07:30.579
7 -	1:40.243	0.591	79.94	11:09:10.822
8 -	1:41.796	2.144	78.72	11:10:52.618
9 -	1:40.116	0.464	80.04	11:12:32.734
10 -	1:40.295	0.643	79.90	11:14:13.029

P10 27 Steve PEARCE				
LAP	LAP TIME	DIFF	MPH	TIME OF DAY
1 -	1:59.866	21.894	66.85	10:59:20.537

Weather / Track : Cloudy / Dry

Keyline.com Classic FF1600 Championship

RACE 1 - HEAT 1 - LAP ANALYSIS

DIFF = Difference To Personal Best Lap

2 -	1:40.008	2.036	80.12	11:01:00.545
3 -	1:41.017	3.045	79.32	11:02:41.562
4 -	1:39.512	1.540	80.52	11:04:21.074
5 -	1:39.129	1.157	80.84	11:06:00.203
6 -	1:39.014	1.042	80.93	11:07:39.217
7 -	1:38.971	0.999	80.96	11:09:18.188
8 -	1:38.585 (3)	0.613	81.28	11:10:56.773
9 -	1:37.972 (1)		81.79	11:12:34.745
10 -	1:38.337 (2)	0.365	81.49	11:14:13.082

P11 16 Graham TERRY

LAP	LAP TIME	DIFF	MPH	TIME OF DAY
1 -	1:51.797	8.477	71.67	10:59:12.468
2 -	1:46.687	3.367	75.11	11:00:59.155
3 -	1:45.324	2.004	76.08	11:02:44.479
4 -	1:44.169 (3)	0.849	76.92	11:04:28.648
5 -	1:44.416	1.096	76.74	11:06:13.064
6 -	1:43.434 (2)	0.114	77.47	11:07:56.498
7 -	1:43.320 (1)		77.56	11:09:39.818
8 -	1:45.279	1.959	76.11	11:11:25.097
9 -	1:50.363	7.043	72.61	11:13:15.460
10 -	1:45.189	1.869	76.18	11:15:00.649

P12 9 Phil ATTWOOD

LAP	LAP TIME	DIFF	MPH	TIME OF DAY
1 -	1:57.445	13.089	68.23	10:59:18.116
2 -	1:48.581	4.225	73.80	11:01:06.697
3 -	1:46.979	2.623	74.90	11:02:53.676
4 -	1:45.646	1.290	75.85	11:04:39.322
5 -	1:44.918	0.562	76.37	11:06:24.240
6 -	1:44.513 (2)	0.157	76.67	11:08:08.753
7 -	1:44.356 (1)		76.79	11:09:53.109
8 -	1:44.608 (3)	0.252	76.60	11:11:37.717
9 -	1:46.024	1.668	75.58	11:13:23.741

Weather / Track : Cloudy / Dry

Results can be found at www.tsl-timing.com

Page 2 of 2

Oulton Park Island
Circuit Length = 2.2260 miles
Start: 10:57 Flag 11:13 End: 11:15

Printed - 11:18 Saturday, 17 August 2013

Keyline.com Classic FF1600 Championship

RACE 2 - HEAT 2 - CLASSIFICATION

POS	NO	CL	PIC NAME	ENTRY	LAPS	TIME	GAP	DIFF	MPH	BEST	ON
1	3	A	1 Adriano MEDEIROS	Van Diemen RF79	10	16:02.825			83.23	1:35.207	5
2	81	A	2 Steve HARE	Van Diemen RF81	10	16:18.005	15.180	15.180	81.93	1:36.481	4
3	77	A	3 Paul WALTON	Crossle 25F	10	16:23.140	20.315	5.135	81.51	1:36.969	4
4	28 *	A	4 Alan FINCHAM	Van Diemen RF80	10	16:23.242	20.417	0.102	81.50	1:36.475	5
5	41	I	1 Mark TURNER	Jamun T12B	10	16:41.840	39.015	18.598	79.98	1:37.812	6
6	55	A	5 Roger NEWMAN	Van Diemen RF80	10	16:44.913	42.088	3.073	79.74	1:38.911	9
7	38	A	6 Benjamin HOPTON	Van Diemen RF80	10	16:48.963	46.138	4.050	79.42	1:38.546	6
8	5	I	2 Ian WOOD	Royale RP33	10	17:01.466	58.641	12.503	78.45	1:39.823	6
9	8	A	7 Chris STUART	Van Diemen RF80	10	17:09.077	1:06.252	7.611	77.87	1:40.176	6
10	18	A	8 Paul HUBBARD	Crossle M25F	10	17:41.070	1:38.245	31.993	75.52	1:41.832	10
11	11	B	1 Michael SAUNDERS	Hawke DL11	9	16:50.417	1 Lap	1 Lap	71.37	1:48.873	8

NOT CLASSIFIED

DNF	56 *	A	Nigel LINGWOOD	Van Diemen RF80	1	1:43.055	9 Laps	8 Laps	77.76	1:43.055	1
DNF	58	B	David BEECHEY	Palliser WDF2	1	2:14.573	9 Laps	31.518	59.54		

FASTEST LAP

3	A	Adriano MEDEIROS	Van Diemen RF79	5	1:35.207	84.17 mph	135.45 kph
41	I	Mark TURNER	Jamun T12B	6	1:37.812	81.92 mph	131.85 kph
11	B	Michael SAUNDERS	Hawke DL11	8	1:48.873	73.60 mph	118.45 kph

* CARS 28 & 56 - NO WORKING TRANSPONDERS PLEASE FIX, MSA REGULATION Q12.2.1

Weather / Track : Cloudy / Dry

These results are provisional until the conclusion of any judicial and technical matters.

Oulton Park Island

Circuit Length = 2.2260 miles

Start: 11:25 Flag 11:41 End: 11:43

Clerk Of Course :	Timekeeper :
-------------------	--------------

Keyline.com Classic FF1600 Championship

RACE 2 - HEAT 2 - LAP CHART

LAP 1			LAP 2			LAP 3			LAP 4			LAP 5		
NO	BEHIND	LAP TIME	NO	BEHIND	LAP TIME	NO	BEHIND	LAP TIME	NO	BEHIND	LAP TIME	NO	BEHIND	LAP TIME
3		1:41.455	3		1:35.908	3		1:35.808	3		1:35.480	3		1:35.207
56	1.600	1:43.055	81	3.903	1:37.754	81	5.051	1:36.956	81	6.052	1:36.481	81	7.564	1:36.719
81	2.057	1:43.512	77	5.299	1:38.059	77	6.748	1:37.257	77	8.237	1:36.969	77	10.097	1:37.067
77	3.148	1:44.603	28	5.615	1:37.937	28	7.020	1:37.213	28	9.083	1:37.543	28	10.351	1:36.475
28	3.586	1:45.041	41	10.108	1:39.225	41	12.866	1:38.566	41	15.283	1:37.897	41	17.918	1:37.842
41	6.791	1:48.246	55	11.088	1:39.968	55	14.693	1:39.413	55	18.686	1:39.473	55	23.336	1:39.857
55	7.028	1:48.483	5	13.673	1:41.328	5	18.219	1:40.354	38	22.714	1:39.535	38	27.730	1:40.223
5	8.253	1:49.708	38	14.744	1:41.365	38	18.659	1:39.723	5	23.024	1:40.285	5	35.941	1:48.124
8	8.597	1:50.052	8	22.228	1:49.539	8	28.345	1:41.925	8	33.805	1:40.940	8	40.900	1:42.302
38	9.287	1:50.742	11	37.324	1:55.157	18	48.444	1:45.472	18	56.298	1:43.334	18	1:04.220	1:43.129
11	18.075	1:59.530	18	38.780	1:44.376	11	55.379	1:53.863	11	1:11.697	1:51.798	11	1:27.733	1:51.243
18	30.312	2:11.767												
58	33.118	2:14.573 P												

Weather / Track : Cloudy / Dry

Results can be found at www.tsl-timing.com

Page 1 of 2

Oulton Park Island
 Circuit Length = 2.2260 miles
 Start: 11:25 Flag 11:41 End: 11:43

Printed - 11:44 Saturday, 17 August 2013

Keyline.com Classic FF1600 Championship

RACE 2 - HEAT 2 - LAP CHART

LAP 6			LAP 7			LAP 8			LAP 9			LAP 10		
NO	BEHIND	LAP TIME	NO	BEHIND	LAP TIME	NO	BEHIND	LAP TIME	NO	BEHIND	LAP TIME	NO	BEHIND	LAP TIME
3		1:35.373	3		1:36.831	3		1:35.324	3		1:35.477	3		1:35.962
81	9.228	1:37.037	11	1 Lap	1:49.541	81	11.167	1:37.218	81	13.175	1:37.485	81	15.180	1:37.967
77	13.296	1:38.572	81	9.273	1:36.876	77	16.757	1:37.555	28	18.684	1:37.185	77	20.315	1:37.592
28	13.530	1:38.552	77	14.526	1:38.061	28	16.976	1:37.650	77	18.685	1:37.405	28	20.417	1:37.695
41	20.357	1:37.812	28	14.650	1:37.951	11	1 Lap	1:50.209	41	29.099	1:39.766	41	39.015	1:45.878
55	28.074	1:40.111	41	21.480	1:37.954	41	24.810	1:38.654	11	1 Lap	1:48.873	55	42.088	1:40.555
38	30.903	1:38.546	55	30.313	1:39.070	55	34.061	1:39.072	55	37.495	1:38.911	38	46.138	1:41.228
5	40.391	1:39.823	38	33.099	1:39.027	38	36.852	1:39.077	38	40.872	1:39.497	11	1 Lap	1:50.203
8	45.703	1:40.176	5	44.717	1:41.157	5	49.439	1:40.046	5	53.858	1:39.896	5	58.641	1:40.745
18	1:11.168	1:42.321	8	50.698	1:41.826	8	55.879	1:40.505	8	1:01.391	1:40.989	8	1:06.252	1:40.823
			18	1:16.890	1:42.553	18	1:23.736	1:42.170	18	1:32.375	1:44.116	18	1:38.245	1:41.832

Weather / Track : Cloudy / Dry

Results can be found at www.tsl-timing.com

Page 2 of 2

Oulton Park Island
Circuit Length = 2.2260 miles
Start: 11:25 Flag 11:41 End: 11:43

Printed - 11:44 Saturday, 17 August 2013

Keyline.com Classic FF1600 Championship

RACE 2 - HEAT 2 - LAP ANALYSIS

DIFF = Difference To Personal Best Lap

P1 3 Adriano MEDEIROS				
LAP	LAP TIME	DIFF	MPH	TIME OF DAY
1 -	1:41.455	6.248	78.98	11:27:23.036
2 -	1:35.908	0.701	83.55	11:28:58.944
3 -	1:35.808	0.601	83.64	11:30:34.752
4 -	1:35.480	0.273	83.92	11:32:10.232
5 -	1:35.207 (1)		84.17	11:33:45.439
6 -	1:35.373 (3)	0.166	84.02	11:35:20.812
7 -	1:36.831	1.624	82.75	11:36:57.643
8 -	1:35.324 (2)	0.117	84.06	11:38:32.967
9 -	1:35.477	0.270	83.93	11:40:08.444
10 -	1:35.962	0.755	83.50	11:41:44.406

P2 81 Steve HARE				
LAP	LAP TIME	DIFF	MPH	TIME OF DAY
1 -	1:43.512	7.031	77.41	11:27:25.093
2 -	1:37.754	1.273	81.97	11:29:02.847
3 -	1:36.956	0.475	82.65	11:30:39.803
4 -	1:36.481 (1)		83.05	11:32:16.284
5 -	1:36.719 (2)	0.238	82.85	11:33:53.003
6 -	1:37.037	0.556	82.58	11:35:30.040
7 -	1:36.876 (3)	0.395	82.72	11:37:06.916
8 -	1:37.218	0.737	82.42	11:38:44.134
9 -	1:37.485	1.004	82.20	11:40:21.619
10 -	1:37.967	1.486	81.79	11:41:59.586

P3 77 Paul WALTON				
LAP	LAP TIME	DIFF	MPH	TIME OF DAY
1 -	1:44.603	7.634	76.60	11:27:26.184
2 -	1:38.059	1.090	81.72	11:29:04.243
3 -	1:37.257 (3)	0.288	82.39	11:30:41.500
4 -	1:36.969 (1)		82.64	11:32:18.469
5 -	1:37.067 (2)	0.098	82.55	11:33:55.536
6 -	1:38.572	1.603	81.29	11:35:34.108
7 -	1:38.061	1.092	81.72	11:37:12.169
8 -	1:37.555	0.586	82.14	11:38:49.724
9 -	1:37.405	0.436	82.27	11:40:27.129
10 -	1:37.592	0.623	82.11	11:42:04.721

P4 28 Alan FINCHAM				
LAP	LAP TIME	DIFF	MPH	TIME OF DAY
1 -	1:45.041	8.566	76.29	11:27:26.622
2 -	1:37.937	1.462	81.82	11:29:04.559
3 -	1:37.213 (3)	0.738	82.43	11:30:41.772
4 -	1:37.543	1.068	82.15	11:32:19.315
5 -	1:36.475 (1)		83.06	11:33:55.790
6 -	1:38.552	2.077	81.31	11:35:34.342
7 -	1:37.951	1.476	81.81	11:37:12.293
8 -	1:37.650	1.175	82.06	11:38:49.943
9 -	1:37.185 (2)	0.710	82.45	11:40:27.128
10 -	1:37.695	1.220	82.02	11:42:04.823

P5 41 Mark TURNER				
LAP	LAP TIME	DIFF	MPH	TIME OF DAY
1 -	1:48.246	10.434	74.03	11:27:29.827
2 -	1:39.225	1.413	80.76	11:29:09.052
3 -	1:38.566	0.754	81.30	11:30:47.618
4 -	1:37.897 (3)	0.085	81.85	11:32:25.515
5 -	1:37.842 (2)	0.030	81.90	11:34:03.357
6 -	1:37.812 (1)		81.92	11:35:41.169

DIFF = Difference To Personal Best Lap

7 -	1:37.954	0.142	81.80	11:37:19.123
8 -	1:38.654	0.842	81.22	11:38:57.777
9 -	1:39.766	1.954	80.32	11:40:37.543
10 -	1:45.878	8.066	75.68	11:42:23.421

P6 55 Roger NEWMAN				
LAP	LAP TIME	DIFF	MPH	TIME OF DAY
1 -	1:48.483	9.572	73.86	11:27:30.064
2 -	1:39.968	1.057	80.16	11:29:10.032
3 -	1:39.413	0.502	80.60	11:30:49.445
4 -	1:39.473	0.562	80.56	11:32:28.918
5 -	1:39.857	0.946	80.25	11:34:08.775
6 -	1:40.111	1.200	80.04	11:35:48.886
7 -	1:39.070 (2)	0.159	80.88	11:37:27.956
8 -	1:39.072 (3)	0.161	80.88	11:39:07.028
9 -	1:38.911 (1)		81.01	11:40:45.939
10 -	1:40.555	1.644	79.69	11:42:26.494

P7 38 Benjamin HOPTON				
LAP	LAP TIME	DIFF	MPH	TIME OF DAY
1 -	1:50.742	12.196	72.36	11:27:32.323
2 -	1:41.365	2.819	79.05	11:29:13.688
3 -	1:39.723	1.177	80.35	11:30:53.411
4 -	1:39.535	0.989	80.51	11:32:32.946
5 -	1:40.223	1.677	79.95	11:34:13.169
6 -	1:38.546 (1)		81.31	11:35:51.715
7 -	1:39.027 (2)	0.481	80.92	11:37:30.742
8 -	1:39.077 (3)	0.531	80.88	11:39:09.819
9 -	1:39.497	0.951	80.54	11:40:49.316
10 -	1:41.228	2.682	79.16	11:42:30.544

P8 5 Ian WOOD				
LAP	LAP TIME	DIFF	MPH	TIME OF DAY
1 -	1:49.708	9.885	73.04	11:27:31.289
2 -	1:41.328	1.505	79.08	11:29:12.617
3 -	1:40.354	0.531	79.85	11:30:52.971
4 -	1:40.285	0.462	79.90	11:32:33.256
5 -	1:48.124	8.301	74.11	11:34:21.380
6 -	1:39.823 (1)		80.27	11:36:01.203
7 -	1:41.157	1.334	79.21	11:37:42.360
8 -	1:40.046 (3)	0.223	80.09	11:39:22.406
9 -	1:39.896 (2)	0.073	80.21	11:41:02.302
10 -	1:40.745	0.922	79.54	11:42:43.047

P9 8 Chris STUART				
LAP	LAP TIME	DIFF	MPH	TIME OF DAY
1 -	1:50.052	9.876	72.81	11:27:31.633
2 -	1:49.539	9.363	73.15	11:29:21.172
3 -	1:41.925	1.749	78.62	11:31:03.097
4 -	1:40.940	0.764	79.38	11:32:44.037
5 -	1:42.302	2.126	78.33	11:34:26.339
6 -	1:40.176 (1)		79.99	11:36:06.515
7 -	1:41.826	1.650	78.69	11:37:48.341
8 -	1:40.505 (2)	0.329	79.73	11:39:28.846
9 -	1:40.989	0.813	79.35	11:41:09.835
10 -	1:40.823 (3)	0.647	79.48	11:42:50.658

P10 18 Paul HUBBARD				
LAP	LAP TIME	DIFF	MPH	TIME OF DAY
1 -	2:11.767	29.935	60.81	11:27:53.348

Weather / Track : Cloudy / Dry

Oulton Park Island
Circuit Length = 2.2260 miles
Start: 11:25 Flag 11:41 End: 11:43

Keyline.com Classic FF1600 Championship

RACE 2 - HEAT 2 - LAP ANALYSIS

DIFF = Difference To Personal Best Lap

2 -	1:44.376	2.544	76.77	11:29:37.724
3 -	1:45.472	3.640	75.97	11:31:23.196
4 -	1:43.334	1.502	77.55	11:33:06.530
5 -	1:43.129	1.297	77.70	11:34:49.659
6 -	1:42.321 (3)	0.489	78.31	11:36:31.980
7 -	1:42.553	0.721	78.14	11:38:14.533
8 -	1:42.170 (2)	0.338	78.43	11:39:56.703
9 -	1:44.116	2.284	76.96	11:41:40.819
10 -	1:41.832 (1)		78.69	11:43:22.651

P11 11 Michael SAUNDERS

LAP	LAP TIME	DIFF	MPH	TIME OF DAY
1 -	1:59.530	10.657	67.04	11:27:41.111
2 -	1:55.157	6.284	69.58	11:29:36.268
3 -	1:53.863	4.990	70.37	11:31:30.131
4 -	1:51.798	2.925	71.67	11:33:21.929
5 -	1:51.243	2.370	72.03	11:35:13.172
6 -	1:49.541 (2)	0.668	73.15	11:37:02.713
7 -	1:50.209	1.336	72.71	11:38:52.922
8 -	1:48.873 (1)		73.60	11:40:41.795
9 -	1:50.203 (3)	1.330	72.71	11:42:31.998

P12 56 Nigel LINGWOOD


LAP	LAP TIME	DIFF	MPH	TIME OF DAY
1 -	1:43.055 (1)		77.76	11:27:24.636

P13 58 David BEECHEY

LAP	LAP TIME	DIFF	MPH	TIME OF DAY
1 -	2:14.573 P		59.54	11:27:56.154

Keyline.com Classic FF1600 Championship

RACE 4 - REPECHAGE - GRID

ROW 7	13	58 David BEECHEY	14	4 Graham LEGGET	
ROW 6		11	9 Phil ATTWOOD	12	56 Nigel LINGWOOD
ROW 5	9	11 Michael SAUNDERS	10	16 Graham TERRY	
ROW 4		7	18 Paul HUBBARD	8	27 Steve PEARCE
ROW 3	5	8 Chris STUART	6	63 Steve COLE	
ROW 2		3	5 Ian WOOD	4	20 Mike WRIGLEY
ROW 1	1	38 Benjamin HOPTON	2	51 Kevin HOWELL	
Pole					
					

Oulton Park Island
Circuit Length = 2.2260 miles

These results are provisional until the conclusion of any judicial and technical matters.

Clerk Of Course :

Timekeeper :

Keyline.com Classic FF1600 Championship

RACE 4 - REPECHAGE - CLASSIFICATION

POS	NO	CL	PIC NAME	ENTRY	LAPS	TIME	GAP	DIFF	MPH	BEST	ON
1	27	A	1 Steve PEARCE	Van Diemen RF78	6	10:12.695			78.47	1:38.309	3
2	20	B	1 Mike WRIGLEY	Elden MK8	6	10:14.650	1.955	1.955	78.22	1:40.839	3
3	5	I	1 Ian WOOD	Royale RP33	6	10:28.735	16.040	14.085	76.47	1:41.456	3
4	38	A	2 Benjamin HOPTON	Van Diemen RF80	6	10:29.046	16.351	0.311	76.43	1:41.758	3
5	18	A	3 Paul HUBBARD	Crossle M25F	6	10:29.050	16.355	0.004	76.43	1:41.382	3
6	63	A	4 Steve COLE	Royale RP26	6	10:29.508	16.813	0.458	76.37	1:41.891	3
7	51	A	5 Kevin HOWELL	PRS RH01	6	10:30.012	17.317	0.504	76.31	1:42.804	3
8	9	A	6 Phil ATTWOOD	Crossle 32F	6	10:59.321	46.626	29.309	72.92	1:44.772	3
9	16 *	A	7 Graham TERRY	Van Diemen RF80	6	11:06.322	53.627	7.001	72.15	1:44.504	2
10	11	B	2 Michael SAUNDERS	Hawke DL11	6	11:19.904	1:07.209	13.582	70.71	1:47.290	3

NOT CLASSIFIED

DNF	8	A	Chris STUART	Van Diemen RF80	5	8:33.150	1 Lap	1 Lap	78.08	1:40.503	2
DNF	56	A	Nigel LINGWOOD	Van Diemen RF80	3	5:16.420	3 Laps	2 Laps	75.97	1:39.248	2

FASTEST LAP

27	A	Steve PEARCE	Van Diemen RF78	3	1:38.309	81.51 mph	131.18 kph
20	B	Mike WRIGLEY	Elden MK8	3	1:40.839	79.46 mph	127.89 kph
5	I	Ian WOOD	Royale RP33	3	1:41.456	78.98 mph	127.11 kph

* CAR 16 - NO WORKING TRANSPONDER PLEASE FIX, MSA REGULATION Q12.2.1

Weather / Track : Cloudy / Dry

These results are provisional until the conclusion of any judicial and technical matters.

Oulton Park Island

Circuit Length = 2.2260 miles

Start: 13:41 Flag 13:52 End: 00:00

Clerk Of Course :	Timekeeper :
-------------------	--------------

Keyline.com Classic FF1600 Championship

RACE 4 - REPECHAGE - LAP CHART

LAP 1			LAP 2			LAP 3			LAP 4			LAP 5		
NO	BEHIND	LAP TIME	NO	BEHIND	LAP TIME	NO	BEHIND	LAP TIME	NO	BEHIND	LAP TIME	NO	BEHIND	LAP TIME
20		1:47.563	20		1:40.928	20		1:40.839	27		1:38.734	27		1:41.497
8	1.425	1:48.988	8	1.000	1:40.503	8	1.658	1:41.497	20	0.032	1:41.432	20	0.475	1:41.940
38	3.082	1:50.645	27	5.196	1:41.699	27	2.666	1:38.309	8	1.095	1:40.837	8	0.923	1:41.325
18	3.450	1:51.013	38	5.806	1:43.652	38	6.725	1:41.758	38	9.903	1:44.578	38	11.744	1:43.338
5	3.984	1:51.547	5	6.237	1:43.181	5	6.854	1:41.456	18	10.962	1:45.247	18	12.422	1:42.957
27	4.425	1:51.988	18	6.572	1:44.050	56	7.090	1:40.172	5	11.185	1:45.731	5	12.765	1:43.077
51	5.131	1:52.694	51	7.363	1:43.160	18	7.115	1:41.382	63	12.407	1:45.224	63	14.215	1:43.305
63	5.271	1:52.834	63	7.531	1:43.188	63	8.583	1:41.891	51	13.253	1:45.325	51	14.662	1:42.906
56	9.437	1:57.000	56	7.757	1:39.248	51	9.328	1:42.804	9	29.051	1:48.244	9	34.935	1:47.381
16	10.186	1:57.749	16	13.762	1:44.504	16	18.358	1:45.435	16	38.855	2:01.897	16	43.775	1:46.417
9	13.691	2:01.254	9	18.274	1:45.511	9	22.207	1:44.772	11	43.311	1:53.792	11	54.443	1:52.629
11	17.315	2:04.878	11	24.468	1:48.081	11	30.919	1:47.290						

Weather / Track : Cloudy / Dry

Oulton Park Island
 Circuit Length = 2.2260 miles
 Start: 13:41 Flag 13:52 End: 13:55

Keyline.com Classic FF1600 Championship

RACE 4 - REPECHAGE - LAP CHART

LAP 6		
NO	BEHIND	LAP TIME
27		1:40.468
20	1.955	1:41.948
5	16.040	1:43.743
38	16.351	1:45.075
18	16.355	1:44.401
63	16.813	1:43.066
51	17.317	1:43.123
9	46.626	1:52.159
16	53.627	1:50.320
11	1:07.209	1:53.234

Weather / Track : Cloudy / Dry

Results can be found at www.tsl-timing.com

Page 2 of 2

Oulton Park Island
Circuit Length = 2.2260 miles
Start: 13:41 Flag 13:52 End: 13:55

Printed - 13:55 Saturday, 17 August 2013

Keyline.com Classic FF1600 Championship

RACE 4 - REPECHAGE - LAP ANALYSIS

DIFF = Difference To Personal Best Lap

P1 27 Steve PEARCE				
LAP	LAP TIME	DIFF	MPH	TIME OF DAY
1 -	1:51.988	13.679	71.55	13:43:45.259
2 -	1:41.699	3.390	78.79	13:45:26.958
3 -	1:38.309 (1)		81.51	13:47:05.267
4 -	1:38.734 (2)	0.425	81.16	13:48:44.001
5 -	1:41.497	3.188	78.95	13:50:25.498
6 -	1:40.468 (3)	2.159	79.76	13:52:05.966

P2 20 Mike WRIGLEY				
LAP	LAP TIME	DIFF	MPH	TIME OF DAY
1 -	1:47.563	6.724	74.50	13:43:40.834
2 -	1:40.928 (2)	0.089	79.39	13:45:21.762
3 -	1:40.839 (1)		79.46	13:47:02.601
4 -	1:41.432 (3)	0.593	79.00	13:48:44.033
5 -	1:41.940	1.101	78.61	13:50:25.973
6 -	1:41.948	1.109	78.60	13:52:07.921

P3 5 Ian WOOD				
LAP	LAP TIME	DIFF	MPH	TIME OF DAY
1 -	1:51.547	10.091	71.84	13:43:44.818
2 -	1:43.181 (3)	1.725	77.66	13:45:27.999
3 -	1:41.456 (1)		78.98	13:47:09.455
4 -	1:45.731	4.275	75.79	13:48:55.186
5 -	1:43.077 (2)	1.621	77.74	13:50:38.263
6 -	1:43.743	2.287	77.24	13:52:22.006

P4 38 Benjamin HOPTON				
LAP	LAP TIME	DIFF	MPH	TIME OF DAY
1 -	1:50.645	8.887	72.42	13:43:43.916
2 -	1:43.652 (3)	1.894	77.31	13:45:27.568
3 -	1:41.758 (1)		78.75	13:47:09.326
4 -	1:44.578	2.820	76.62	13:48:53.904
5 -	1:43.338 (2)	1.580	77.54	13:50:37.242
6 -	1:45.075	3.317	76.26	13:52:22.317

P5 18 Paul HUBBARD				
LAP	LAP TIME	DIFF	MPH	TIME OF DAY
1 -	1:51.013	9.631	72.18	13:43:44.284
2 -	1:44.050 (3)	2.668	77.01	13:45:28.334
3 -	1:41.382 (1)		79.04	13:47:09.716
4 -	1:45.247	3.865	76.14	13:48:54.963
5 -	1:42.957 (2)	1.575	77.83	13:50:37.920
6 -	1:44.401	3.019	76.75	13:52:22.321

P6 63 Steve COLE				
LAP	LAP TIME	DIFF	MPH	TIME OF DAY
1 -	1:52.834	10.943	71.02	13:43:46.105
2 -	1:43.188 (3)	1.297	77.66	13:45:29.293
3 -	1:41.891 (1)		78.64	13:47:11.184
4 -	1:45.224	3.333	76.15	13:48:56.408
5 -	1:43.305	1.414	77.57	13:50:39.713
6 -	1:43.066 (2)	1.175	77.75	13:52:22.779

P7 51 Kevin HOWELL				
LAP	LAP TIME	DIFF	MPH	TIME OF DAY
1 -	1:52.694	9.890	71.10	13:43:45.965
2 -	1:43.160	0.356	77.68	13:45:29.125

DIFF = Difference To Personal Best Lap

3 -	1:42.804 (1)		77.95	13:47:11.929
4 -	1:45.325	2.521	76.08	13:48:57.254
5 -	1:42.906 (2)	0.102	77.87	13:50:40.160
6 -	1:43.123 (3)	0.319	77.70	13:52:23.283

P8 9 Phil ATTWOOD				
LAP	LAP TIME	DIFF	MPH	TIME OF DAY
1 -	2:01.254	16.482	66.08	13:43:54.525
2 -	1:45.511 (2)	0.739	75.95	13:45:40.036
3 -	1:44.772 (1)		76.48	13:47:24.808
4 -	1:48.244	3.472	74.03	13:49:13.052
5 -	1:47.381 (3)	2.609	74.62	13:51:00.433
6 -	1:52.159	7.387	71.44	13:52:52.592

P9 16 Graham TERRY				
LAP	LAP TIME	DIFF	MPH	TIME OF DAY
1 -	1:57.749	13.245	68.05	13:43:51.020
2 -	1:44.504 (1)		76.68	13:45:35.524
3 -	1:45.435 (2)	0.931	76.00	13:47:20.959
4 -	2:01.897	17.393	65.74	13:49:22.856
5 -	1:46.417 (3)	1.913	75.30	13:51:09.273
6 -	1:50.320	5.816	72.63	13:52:59.593

P10 11 Michael SAUNDERS				
LAP	LAP TIME	DIFF	MPH	TIME OF DAY
1 -	2:04.878	17.588	64.17	13:43:58.149
2 -	1:48.081 (2)	0.791	74.14	13:45:46.230
3 -	1:47.290 (1)		74.69	13:47:33.520
4 -	1:53.792	6.502	70.42	13:49:27.312
5 -	1:52.629 (3)	5.339	71.15	13:51:19.941
6 -	1:53.234	5.944	70.77	13:53:13.175

P11 8 Chris STUART				
LAP	LAP TIME	DIFF	MPH	TIME OF DAY
1 -	1:48.988	8.485	73.52	13:43:42.259
2 -	1:40.503 (1)		79.73	13:45:22.762
3 -	1:41.497	0.994	78.95	13:47:04.259
4 -	1:40.837 (2)	0.334	79.47	13:48:45.096
5 -	1:41.325 (3)	0.822	79.08	13:50:26.421

P12 56 Nigel LINGWOOD				
LAP	LAP TIME	DIFF	MPH	TIME OF DAY
1 -	1:57.000 (3)	17.752	68.49	13:43:50.271
2 -	1:39.248 (1)		80.74	13:45:29.519
3 -	1:40.172 (2)	0.924	79.99	13:47:09.691

Weather / Track : Cloudy / Dry


Results can be found at www.tsl-timing.com

Oulton Park Island
Circuit Length = 2.2260 miles
Start: 13:41 Flag 13:52 End: 13:55

Printed - 13:55 Saturday, 17 August 2013

Keyline.com Classic FF1600 Championship

RACE 7 - FINAL - GRID

ROW 12	23	8 Chris STUART	24	56 Nigel LINGWOOD
ROW 11	21	16 Graham TERRY	22	11 Michael SAUNDERS
ROW 10	19	51 Kevin HOWELL	20	9 Phil ATTWOOD
ROW 9	17	18 Paul HUBBARD	18	63 Steve COLE
ROW 8	15	5 Ian WOOD	16	38 Benjamin HOPTON
ROW 7	13	27 Steve PEARCE	14	20 Mike WRIGLEY
ROW 6	11	34 Colin WILLIAMS	12	55 Roger NEWMAN
ROW 5	9	71 Jon NASH	10	41 Mark TURNER
ROW 4	7	14 Simon JACKSON	8	28 Alan FINCHAM
ROW 3	5	49 Andrew SMITH	6	77 Paul WALTON
ROW 2	3	13 Stuart KESTENBAUM	4	81 Steve HARE
ROW 1	1	2 Mike GARDNER	2	3 Adriano MEDEIROS
Pole				
				

Oulton Park Island
Circuit Length = 2.2260 miles

These results are provisional until the conclusion of any judicial and technical matters.

Clerk Of Course :

Timekeeper :

Keyline.com Classic FF1600 Championship

RACE 7 - FINAL - CLASSIFICATION

POS	NO	CL	PIC	NAME	ENTRY	LAPS	TIME	GAP	DIFF	MPH	BEST	ON
1	2	A	1	Mike GARDNER	Van Diemen RF80	13	20:53.846			83.08	1:34.605	6
2	3	A	2	Adriano MEDEIROS	Van Diemen RF79	13	20:53.906	0.060	0.060	83.08	1:35.181	7
3	81	A	3	Steve HARE	Van Diemen RF81	13	20:57.909	4.063	4.003	82.81	1:35.162	7
4	13	A	4	Stuart KESTENBAUM	Van Diemen RF79	13	21:08.751	14.905	10.842	82.10	1:36.583	9
5	27	A	5	Steve PEARCE	Van Diemen RF78	13	21:15.839	21.993	7.088	81.65	1:36.597	7
6	14	A	6	Simon JACKSON	Javelin JL5	13	21:16.379	22.533	0.540	81.61	1:36.315	7
7	28	A	7	Alan FINCHAM	Van Diemen RF80	13	21:25.844	31.998	9.465	81.01	1:37.319	5
8	56	A	8	Nigel LINGWOOD	Van Diemen RF80	13	21:39.255	45.409	13.411	80.18	1:36.639	10
9	71	A	9	Jon NASH	Van Diemen	13	21:39.819	45.973	0.564	80.14	1:37.959	9
10	55	A	10	Roger NEWMAN	Van Diemen RF80	13	21:39.966	46.120	0.147	80.13	1:38.298	8
11	20	B	1	Mike WRIGLEY	Elden MK8	13	21:40.356	46.510	0.390	80.11	1:38.262	11
12	8	A	11	Chris STUART	Van Diemen RF80	13	21:53.848	1:00.002	13.492	79.29	1:38.839	5
13	5	I	1	Ian WOOD	Royale RP33	13	21:54.332	1:00.486	0.484	79.26	1:38.555	4
14	51	A	12	Kevin HOWELL	PRS RH01	13	22:06.082	1:12.236	11.750	78.55	1:39.098	13
15	63	A	13	Steve COLE	Royale RP26	13	22:07.381	1:13.535	1.299	78.48	1:39.794	13
16	18	A	14	Paul HUBBARD	Crossle M25F	13	22:07.559	1:13.713	0.178	78.47	1:39.420	13
17	38	A	15	Benjamin HOPTON	Van Diemen RF80	13	22:08.164	1:14.318	0.605	78.43	1:39.680	12
18	41	I	2	Mark TURNER	Jamun T12B	13	22:08.388	1:14.542	0.224	78.42	1:38.030	6
19	9	A	16	Phil ATTWOOD	Crossle 32F	12	21:03.934	1 Lap	1 Lap	76.08	1:43.015	4
20	16	A	17	Graham TERRY	Van Diemen RF80	12	21:16.530	1 Lap	12.596	75.33	1:42.354	7
21	11	B	2	Michael SAUNDERS	Hawke DL11	12	21:52.704	1 Lap	36.174	73.25	1:46.489	3

NOT CLASSIFIED

DNF	49	B		Andrew SMITH	Van Diemen FA73	7	12:12.330	6 Laps	5 Laps	76.59	1:36.040	6
DNF	77	A		Paul WALTON	Crossle 25F	0						
DNF	34	A		Colin WILLIAMS	PRS RW01	0						

FASTEST LAP

	2	A		Mike GARDNER	Van Diemen RF80	6	1:34.605			84.70 mph	136.32 kph	
	49	B		Andrew SMITH	Van Diemen FA73	6	1:36.040			83.44 mph	134.28 kph	
	41	I		Mark TURNER	Jamun T12B	6	1:38.030			81.74 mph	131.55 kph	

Weather / Track : Cloudy / Dry

These results are provisional until the conclusion of any judicial and technical matters.

Oulton Park Island

Circuit Length = 2.2260 miles

Start: 15:17 Flag 15:38 End: 15:42

Clerk Of Course :	Timekeeper :
-------------------	--------------

Keyline.com Classic FF1600 Championship

RACE 7 - FINAL - LAP CHART

LAP 1			LAP 2			LAP 3			LAP 4			LAP 5		
NO	BEHIND	LAP TIME	NO	BEHIND	LAP TIME	NO	BEHIND	LAP TIME	NO	BEHIND	LAP TIME	NO	BEHIND	LAP TIME
3		1:41.681	3		1:37.258	3		1:35.710	3		1:35.392	3		1:35.634
2	0.646	1:42.327	2	1.460	1:38.072	2	2.026	1:36.276	2	2.013	1:35.379	2	2.199	1:35.820
81	1.129	1:42.810	81	1.825	1:37.954	81	2.291	1:36.176	81	2.838	1:35.939	81	3.164	1:35.960
13	2.201	1:43.882	13	2.987	1:38.044	13	4.198	1:36.921	13	6.159	1:37.353	13	8.277	1:37.752
28	3.684	1:45.365	14	5.729	1:39.045	14	9.080	1:39.061	27	11.377	1:37.041	27	13.254	1:37.511
14	3.942	1:45.623	28	6.043	1:39.617	27	9.728	1:37.287	14	11.840	1:38.152	14	14.026	1:37.820
27	7.496	1:49.177	27	8.151	1:37.913	28	10.758	1:40.425	28	13.217	1:37.851	28	14.902	1:37.319
71	8.295	1:49.976	55	11.509	1:40.275	55	14.559	1:38.760	55	17.842	1:38.675	56	20.982	1:38.360
55	8.492	1:50.173	20	12.137	1:40.404	56	16.653	1:39.900	56	18.256	1:36.995	55	22.587	1:40.379
20	8.991	1:50.672	71	12.353	1:41.316	20	16.968	1:40.541	20	20.422	1:38.846	20	23.385	1:38.597
56	11.171	1:52.852	56	12.463	1:38.550	71	17.664	1:41.021	71	20.918	1:38.646	71	24.442	1:39.158
38	11.553	1:53.234	5	16.441	1:41.919	5	19.775	1:39.044	5	22.938	1:38.555	5	25.998	1:38.694
5	11.780	1:53.461	38	16.814	1:42.519	8	23.384	1:41.804	49	25.672	1:36.693	49	27.288	1:37.250
63	12.041	1:53.722	63	17.001	1:42.218	38	23.778	1:42.674	8	26.860	1:38.868	8	30.065	1:38.839
8	12.303	1:53.984	8	17.290	1:42.245	63	24.141	1:42.850	38	30.817	1:42.431	41	36.152	1:40.737
18	13.290	1:54.971	18	17.652	1:41.620	51	24.253	1:41.710	63	31.019	1:42.270	63	36.955	1:41.570
51	13.600	1:55.281	51	18.253	1:41.911	49	24.371	1:38.989	41	31.049	1:41.172	18	37.372	1:41.693
16	14.874	1:56.555	49	21.092	1:38.756	18	24.760	1:42.818	18	31.313	1:41.945	51	38.054	1:41.843
9	16.959	1:58.640	41	22.079	1:40.654	41	25.269	1:38.900	51	31.845	1:42.984	38	38.213	1:43.030
41	18.683	2:00.364	16	22.181	1:44.565	16	31.677	1:45.206	16	39.869	1:43.584	9	50.144	1:44.169
49	19.594	2:01.275	9	25.435	1:45.734	9	33.986	1:44.261	9	41.609	1:43.015	11	1:06.256	1:48.858
11	19.650	2:01.331	11	30.121	1:47.729	11	40.900	1:46.489	11	53.032	1:47.524	16	1:07.160	2:02.925

Weather / Track : Cloudy / Dry

Oulton Park Island
 Circuit Length = 2.2260 miles
 Start: 15:17 Flag 15:38 End: 15:42

Keyline.com Classic FF1600 Championship

RACE 7 - FINAL - LAP CHART

LAP 6			LAP 7			LAP 8			LAP 9			LAP 10		
NO	BEHIND	LAP TIME	NO	BEHIND	LAP TIME	NO	BEHIND	LAP TIME	NO	BEHIND	LAP TIME	NO	BEHIND	LAP TIME
3		1:35.516	3		1:35.181	3		1:36.232	3		1:35.541	2		1:35.726
2	1.288	1:34.605	2	0.918	1:34.811	2	0.142	1:35.456	2	0.135	1:35.534	3	0.292	1:36.153
81	2.880	1:35.232	81	2.861	1:35.162	81	2.182	1:35.553	81	4.278	1:37.637	16	1 Lap	1:43.115
13	10.336	1:37.575	13	11.823	1:36.668	13	12.434	1:36.843	11	1 Lap	1:49.626	81	3.973	1:35.556
27	14.384	1:36.646	27	15.800	1:36.597	14	16.929	1:36.668	13	13.476	1:36.583	13	14.298	1:36.683
14	15.359	1:36.849	14	16.493	1:36.315	27	17.108	1:37.540	27	18.720	1:37.153	27	19.619	1:36.760
28	17.053	1:37.667	28	20.097	1:38.225	28	22.006	1:38.141	14	19.516	1:38.128	14	21.272	1:37.617
56	23.975	1:38.509	56	26.806	1:38.012	56	27.570	1:36.996	28	25.156	1:38.691	11	1 Lap	1:48.614
55	26.306	1:39.235	55	29.954	1:38.829	55	32.020	1:38.298	56	29.929	1:37.900	28	27.536	1:38.241
20	26.598	1:38.729	20	30.331	1:38.914	20	32.830	1:38.731	55	34.956	1:38.477	56	30.707	1:36.639
71	27.437	1:38.511	71	31.920	1:39.664	71	33.966	1:38.278	20	36.270	1:38.981	55	37.515	1:38.420
49	27.812	1:36.040	5	35.282	1:40.769	5	41.392	1:42.342	71	36.384	1:37.959	71	39.102	1:38.579
5	29.694	1:39.212	8	39.973	1:40.513	8	43.318	1:39.577	5	45.844	1:39.993	20	40.051	1:39.642
8	34.641	1:40.092	18	48.920	1:41.944	63	52.708	1:39.866	8	47.631	1:39.854	5	49.958	1:39.975
41	38.666	1:38.030	63	49.074	1:42.544	18	52.980	1:40.292	63	58.520	1:41.353	8	50.727	1:38.957
63	41.711	1:40.272	51	49.399	1:41.970	51	53.695	1:40.528	51	59.021	1:40.867	51	1:02.479	1:39.319
18	42.157	1:40.301	38	49.568	1:41.398	38	54.395	1:41.059	18	59.483	1:42.044	63	1:03.069	1:40.410
51	42.610	1:40.072	41	50.547	1:47.062	41	54.821	1:40.506	38	59.612	1:40.758	18	1:03.876	1:40.254
38	43.351	1:40.654	49	55.958	2:03.327 P	9	1:15.396	1:43.342	41	59.699	1:40.419	41	1:04.133	1:40.295
9	59.073	1:44.445	9	1:08.286	1:44.394	16	1:29.298	1:42.651	9	1:22.902	1:43.047	38	1:04.221	1:40.470
16	1:15.706	1:44.062	16	1:22.879	1:42.354							9	1:30.353	1:43.312
11	1:18.504	1:47.764	11	1:30.681	1:47.358									

Weather / Track : Cloudy / Dry

Results can be found at www.tsl-timing.com

Page 2 of 3

Oulton Park Island
 Circuit Length = 2.2260 miles
 Start: 15:17 Flag 15:38 End: 15:42

Printed - 15:44 Saturday, 17 August 2013

Keyline.com Classic FF1600 Championship

RACE 7 - FINAL - LAP CHART

LAP 11			LAP 12			LAP 13		
NO	BEHIND	LAP TIME	NO	BEHIND	LAP TIME	NO	BEHIND	LAP TIME
3		1:35.786	2		1:35.904	2		1:37.694
2	0.164	1:36.242	3	0.276	1:36.344	3	0.060	1:37.478
81	4.003	1:36.108	9	1 Lap	1:45.467	81	4.063	1:37.347
16	1 Lap	1:43.988	81	4.410	1:36.475	9	1 Lap	1:44.108
13	14.870	1:36.650	13	15.525	1:36.723	13	14.905	1:37.074
27	20.237	1:36.696	16	1 Lap	1:44.283	27	21.993	1:38.532
14	22.136	1:36.942	27	21.155	1:36.986	14	22.533	1:36.902
28	30.033	1:38.575	14	23.325	1:37.257	16	1 Lap	1:43.242
56	31.613	1:36.984	28	31.660	1:37.695	28	31.998	1:38.032
11	1 Lap	1:48.695	56	43.459	1:47.914	56	45.409	1:39.644
55	40.182	1:38.745	71	44.093	1:39.000	71	45.973	1:39.574
71	41.161	1:38.137	55	44.174	1:40.060	55	46.120	1:39.640
20	42.235	1:38.262	20	45.775	1:39.608	20	46.510	1:38.429
8	55.192	1:40.543	11	1 Lap	1:49.886	11	1 Lap	1:48.830
5	55.477	1:41.597	8	58.224	1:39.100	8	1:00.002	1:39.472
51	1:06.573	1:40.172	5	59.314	1:39.905	5	1:00.486	1:38.866
63	1:07.561	1:40.570	51	1:10.832	1:40.327	51	1:12.236	1:39.098
18	1:08.178	1:40.380	63	1:11.435	1:39.942	63	1:13.535	1:39.794
38	1:08.496	1:40.353	18	1:11.987	1:39.877	18	1:13.713	1:39.420
41	1:09.640	1:41.585	38	1:12.108	1:39.680	38	1:14.318	1:39.904
			41	1:12.512	1:38.940	41	1:14.542	1:39.724

Weather / Track : Cloudy / Dry

Results can be found at www.tsl-timing.com

Page 3 of 3

Oulton Park Island
Circuit Length = 2.2260 miles
Start: 15:17 Flag 15:38 End: 15:42

Printed - 15:44 Saturday, 17 August 2013

Keyline.com Classic FF1600 Championship

RACE 7 - FINAL - LAP ANALYSIS

DIFF = Difference To Personal Best Lap

P1		2 Mike GARDNER			
LAP	LAP TIME	DIFF	MPH	TIME OF DAY	
1 -	1:42.327	7.722	78.31	15:19:29.358	
2 -	1:38.072	3.467	81.71	15:21:07.430	
3 -	1:36.276	1.671	83.23	15:22:43.706	
4 -	1:35.379 (3)	0.774	84.01	15:24:19.085	
5 -	1:35.820	1.215	83.63	15:25:54.905	
6 -	1:34.605 (1)		84.70	15:27:29.510	
7 -	1:34.811 (2)	0.206	84.52	15:29:04.321	
8 -	1:35.456	0.851	83.95	15:30:39.777	
9 -	1:35.534	0.929	83.88	15:32:15.311	
10 -	1:35.726	1.121	83.71	15:33:51.037	
11 -	1:36.242	1.637	83.26	15:35:27.279	
12 -	1:35.904	1.299	83.55	15:37:03.183	
13 -	1:37.694	3.089	82.02	15:38:40.877	

P2		3 Adriano MEDEIROS			
LAP	LAP TIME	DIFF	MPH	TIME OF DAY	
1 -	1:41.681	6.500	78.81	15:19:28.712	
2 -	1:37.258	2.077	82.39	15:21:05.970	
3 -	1:35.710	0.529	83.72	15:22:41.680	
4 -	1:35.392 (2)	0.211	84.00	15:24:17.072	
5 -	1:35.634	0.453	83.79	15:25:52.706	
6 -	1:35.516 (3)	0.335	83.89	15:27:28.222	
7 -	1:35.181 (1)		84.19	15:29:03.403	
8 -	1:36.232	1.051	83.27	15:30:39.635	
9 -	1:35.541	0.360	83.87	15:32:15.176	
10 -	1:36.153	0.972	83.34	15:33:51.329	
11 -	1:35.786	0.605	83.66	15:35:27.115	
12 -	1:36.344	1.163	83.17	15:37:03.459	
13 -	1:37.478	2.297	82.20	15:38:40.937	

P3		81 Steve HARE			
LAP	LAP TIME	DIFF	MPH	TIME OF DAY	
1 -	1:42.810	7.648	77.94	15:19:29.841	
2 -	1:37.954	2.792	81.80	15:21:07.795	
3 -	1:36.176	1.014	83.32	15:22:43.971	
4 -	1:35.939	0.777	83.52	15:24:19.910	
5 -	1:35.960	0.798	83.50	15:25:55.870	
6 -	1:35.232 (2)	0.070	84.14	15:27:31.102	
7 -	1:35.162 (1)		84.21	15:29:06.264	
8 -	1:35.553 (3)	0.391	83.86	15:30:41.817	
9 -	1:37.637	2.475	82.07	15:32:19.454	
10 -	1:35.556	0.394	83.86	15:33:55.010	
11 -	1:36.108	0.946	83.38	15:35:31.118	
12 -	1:36.475	1.313	83.06	15:37:07.593	
13 -	1:37.347	2.185	82.31	15:38:44.940	

P4		13 Stuart KESTENBAUM			
LAP	LAP TIME	DIFF	MPH	TIME OF DAY	
1 -	1:43.882	7.299	77.14	15:19:30.913	
2 -	1:38.044	1.461	81.73	15:21:08.957	
3 -	1:36.921	0.338	82.68	15:22:45.878	
4 -	1:37.353	0.770	82.31	15:24:23.231	
5 -	1:37.752	1.169	81.97	15:26:00.983	
6 -	1:37.575	0.992	82.12	15:27:38.558	
7 -	1:36.668 (3)	0.085	82.89	15:29:15.226	
8 -	1:36.843	0.260	82.74	15:30:52.069	
9 -	1:36.583 (1)		82.97	15:32:28.652	
10 -	1:36.683	0.100	82.88	15:34:05.335	
11 -	1:36.650 (2)	0.067	82.91	15:35:41.985	

DIFF = Difference To Personal Best Lap

12 -	1:36.723	0.140	82.85	15:37:18.708
13 -	1:37.074	0.491	82.55	15:38:55.782

P5		27 Steve PEARCE			
LAP	LAP TIME	DIFF	MPH	TIME OF DAY	
1 -	1:49.177	12.580	73.39	15:19:36.208	
2 -	1:37.913	1.316	81.84	15:21:14.121	
3 -	1:37.287	0.690	82.37	15:22:51.408	
4 -	1:37.041	0.444	82.57	15:24:28.449	
5 -	1:37.511	0.914	82.18	15:26:05.960	
6 -	1:36.646 (2)	0.049	82.91	15:27:42.606	
7 -	1:36.597 (1)		82.95	15:29:19.203	
8 -	1:37.540	0.943	82.15	15:30:56.743	
9 -	1:37.153	0.556	82.48	15:32:33.896	
10 -	1:36.760	0.163	82.81	15:34:10.656	
11 -	1:36.696 (3)	0.099	82.87	15:35:47.352	
12 -	1:36.986	0.389	82.62	15:37:24.338	
13 -	1:38.532	1.935	81.32	15:39:02.870	

P6		14 Simon JACKSON			
LAP	LAP TIME	DIFF	MPH	TIME OF DAY	
1 -	1:45.623	9.308	75.86	15:19:32.654	
2 -	1:39.045	2.730	80.90	15:21:11.699	
3 -	1:39.061	2.746	80.89	15:22:50.760	
4 -	1:38.152	1.837	81.64	15:24:28.912	
5 -	1:37.820	1.505	81.92	15:26:06.732	
6 -	1:36.849 (3)	0.534	82.74	15:27:43.581	
7 -	1:36.315 (1)		83.20	15:29:19.896	
8 -	1:36.668 (2)	0.353	82.89	15:30:56.564	
9 -	1:38.128	1.813	81.66	15:32:34.692	
10 -	1:37.617	1.302	82.09	15:34:12.309	
11 -	1:36.942	0.627	82.66	15:35:49.251	
12 -	1:37.257	0.942	82.39	15:37:26.508	
13 -	1:36.902	0.587	82.69	15:39:03.410	

P7		28 Alan FINCHAM			
LAP	LAP TIME	DIFF	MPH	TIME OF DAY	
1 -	1:45.365	8.046	76.05	15:19:32.396	
2 -	1:39.617	2.298	80.44	15:21:12.013	
3 -	1:40.425	3.106	79.79	15:22:52.438	
4 -	1:37.851	0.532	81.89	15:24:30.289	
5 -	1:37.319 (1)		82.34	15:26:07.608	
6 -	1:37.667 (2)	0.348	82.05	15:27:45.275	
7 -	1:38.225	0.906	81.58	15:29:23.500	
8 -	1:38.141	0.822	81.65	15:31:01.641	
9 -	1:38.691	1.372	81.19	15:32:40.332	
10 -	1:38.241	0.922	81.57	15:34:18.573	
11 -	1:38.575	1.256	81.29	15:35:57.148	
12 -	1:37.695 (3)	0.376	82.02	15:37:34.843	
13 -	1:38.032	0.713	81.74	15:39:12.875	

P8		56 Nigel LINGWOOD			
LAP	LAP TIME	DIFF	MPH	TIME OF DAY	
1 -	1:52.852	16.213	71.00	15:19:39.883	
2 -	1:38.550	1.911	81.31	15:21:18.433	
3 -	1:39.900	3.261	80.21	15:22:58.333	
4 -	1:36.995 (3)	0.356	82.61	15:24:35.328	
5 -	1:38.360	1.721	81.47	15:26:13.688	
6 -	1:38.509	1.870	81.34	15:27:52.197	
7 -	1:38.012	1.373	81.76	15:29:30.209	
8 -	1:36.996	0.357	82.61	15:31:07.205	

Weather / Track : Cloudy / Dry

Oulton Park Island
Circuit Length = 2.2260 miles
Start: 15:17 Flag 15:38 End: 15:42

Keyline.com Classic FF1600 Championship

RACE 7 - FINAL - LAP ANALYSIS

DIFF = Difference To Personal Best Lap

9 -	1:37.900	1.261	81.85	15:32:45.105
10 -	1:36.639 (1)		82.92	15:34:21.744
11 -	1:36.984 (2)	0.345	82.62	15:35:58.728
12 -	1:47.914	11.275	74.25	15:37:46.642
13 -	1:39.644	3.005	80.42	15:39:26.286

P9 71 Jon NASH

LAP	LAP TIME	DIFF	MPH	TIME OF DAY
1 -	1:49.976	12.017	72.86	15:19:37.007
2 -	1:41.316	3.357	79.09	15:21:18.323
3 -	1:41.021	3.062	79.32	15:22:59.344
4 -	1:38.646	0.687	81.23	15:24:37.990
5 -	1:39.158	1.199	80.81	15:26:17.148
6 -	1:38.511	0.552	81.34	15:27:55.659
7 -	1:39.664	1.705	80.40	15:29:35.323
8 -	1:38.278 (3)	0.319	81.54	15:31:13.601
9 -	1:37.959 (1)		81.80	15:32:51.560
10 -	1:38.579	0.620	81.29	15:34:30.139
11 -	1:38.137 (2)	0.178	81.65	15:36:08.276
12 -	1:39.000	1.041	80.94	15:37:47.276
13 -	1:39.574	1.615	80.47	15:39:26.850

P10 55 Roger NEWMAN

LAP	LAP TIME	DIFF	MPH	TIME OF DAY
1 -	1:50.173	11.875	72.73	15:19:37.204
2 -	1:40.275	1.977	79.91	15:21:17.479
3 -	1:38.760	0.462	81.14	15:22:56.239
4 -	1:38.675	0.377	81.21	15:24:34.914
5 -	1:40.379	2.081	79.83	15:26:15.293
6 -	1:39.235	0.937	80.75	15:27:54.528
7 -	1:38.829	0.531	81.08	15:29:33.357
8 -	1:38.298 (1)		81.52	15:31:11.655
9 -	1:38.477 (3)	0.179	81.37	15:32:50.132
10 -	1:38.420 (2)	0.122	81.42	15:34:28.552
11 -	1:38.745	0.447	81.15	15:36:07.297
12 -	1:40.060	1.762	80.08	15:37:47.357
13 -	1:39.640	1.342	80.42	15:39:26.997

P11 20 Mike WRIGLEY

LAP	LAP TIME	DIFF	MPH	TIME OF DAY
1 -	1:50.672	12.410	72.40	15:19:37.703
2 -	1:40.404	2.142	79.81	15:21:18.107
3 -	1:40.541	2.279	79.70	15:22:58.648
4 -	1:38.846	0.584	81.07	15:24:37.494
5 -	1:38.597 (3)	0.335	81.27	15:26:16.091
6 -	1:38.729	0.467	81.16	15:27:54.820
7 -	1:38.914	0.652	81.01	15:29:33.734
8 -	1:38.731	0.469	81.16	15:31:12.465
9 -	1:38.981	0.719	80.96	15:32:51.446
10 -	1:39.642	1.380	80.42	15:34:31.088
11 -	1:38.262 (1)		81.55	15:36:09.350
12 -	1:39.608	1.346	80.45	15:37:48.958
13 -	1:38.429 (2)	0.167	81.41	15:39:27.387

P12 8 Chris STUART

LAP	LAP TIME	DIFF	MPH	TIME OF DAY
1 -	1:53.984	15.145	70.30	15:19:41.015
2 -	1:42.245	3.406	78.37	15:21:23.260
3 -	1:41.804	2.965	78.71	15:23:05.064
4 -	1:38.868 (2)	0.029	81.05	15:24:43.932
5 -	1:38.839 (1)		81.07	15:26:22.771

DIFF = Difference To Personal Best Lap

6 -	1:40.092	1.253	80.06	15:28:02.863
7 -	1:40.513	1.674	79.72	15:29:43.376
8 -	1:39.577	0.738	80.47	15:31:22.953
9 -	1:39.854	1.015	80.25	15:33:02.807
10 -	1:38.957 (3)	0.118	80.98	15:34:41.764
11 -	1:40.543	1.704	79.70	15:36:22.307
12 -	1:39.100	0.261	80.86	15:38:01.407
13 -	1:39.472	0.633	80.56	15:39:40.879

P13 5 Ian WOOD

LAP	LAP TIME	DIFF	MPH	TIME OF DAY
1 -	1:53.461	14.906	70.62	15:19:40.492
2 -	1:41.919	3.364	78.62	15:21:22.411
3 -	1:39.044	0.489	80.90	15:23:01.455
4 -	1:38.555 (1)		81.31	15:24:40.010
5 -	1:38.694 (2)	0.139	81.19	15:26:18.704
6 -	1:39.212	0.657	80.77	15:27:57.916
7 -	1:40.769	2.214	79.52	15:29:38.685
8 -	1:42.342	3.787	78.30	15:31:21.027
9 -	1:39.993	1.438	80.14	15:33:01.020
10 -	1:39.975	1.420	80.15	15:34:40.995
11 -	1:41.597	3.042	78.87	15:36:22.592
12 -	1:39.905	1.350	80.21	15:38:02.497
13 -	1:38.866 (3)	0.311	81.05	15:39:41.363

P14 51 Kevin HOWELL

LAP	LAP TIME	DIFF	MPH	TIME OF DAY
1 -	1:55.281	16.183	69.51	15:19:42.312
2 -	1:41.911	2.813	78.63	15:21:24.223
3 -	1:41.710	2.612	78.78	15:23:05.933
4 -	1:42.984	3.886	77.81	15:24:48.917
5 -	1:41.843	2.745	78.68	15:26:30.760
6 -	1:40.072 (3)	0.974	80.07	15:28:10.832
7 -	1:41.970	2.872	78.58	15:29:52.802
8 -	1:40.528	1.430	79.71	15:31:33.330
9 -	1:40.867	1.769	79.44	15:33:14.197
10 -	1:39.319 (2)	0.221	80.68	15:34:53.516
11 -	1:40.172	1.074	79.99	15:36:33.688
12 -	1:40.327	1.229	79.87	15:38:14.015
13 -	1:39.098 (1)		80.86	15:39:53.113

P15 63 Steve COLE

LAP	LAP TIME	DIFF	MPH	TIME OF DAY
1 -	1:53.722	13.928	70.46	15:19:40.753
2 -	1:42.218	2.424	78.39	15:21:22.971
3 -	1:42.850	3.056	77.91	15:23:05.821
4 -	1:42.270	2.476	78.35	15:24:48.091
5 -	1:41.570	1.776	78.89	15:26:29.661
6 -	1:40.272	0.478	79.91	15:28:09.933
7 -	1:42.544	2.750	78.14	15:29:52.477
8 -	1:39.866 (2)	0.072	80.24	15:31:32.343
9 -	1:41.353	1.559	79.06	15:33:13.696
10 -	1:40.410	0.616	79.80	15:34:54.106
11 -	1:40.570	0.776	79.68	15:36:34.676
12 -	1:39.942 (3)	0.148	80.18	15:38:14.618
13 -	1:39.794 (1)		80.30	15:39:54.412

P16 18 Paul HUBBARD

LAP	LAP TIME	DIFF	MPH	TIME OF DAY
1 -	1:54.971	15.551	69.70	15:19:42.002
2 -	1:41.620	2.200	78.85	15:21:23.622

Weather / Track : Cloudy / Dry

Oulton Park Island
Circuit Length = 2.2260 miles
Start: 15:17 Flag 15:38 End: 15:42

Keyline.com Classic FF1600 Championship

RACE 7 - FINAL - LAP ANALYSIS

DIFF = Difference To Personal Best Lap

3 -	1:42.818	3.398	77.93	15:23:06.440
4 -	1:41.945	2.525	78.60	15:24:48.385
5 -	1:41.693	2.273	78.80	15:26:30.078
6 -	1:40.301	0.881	79.89	15:28:10.379
7 -	1:41.944	2.524	78.60	15:29:52.323
8 -	1:40.292	0.872	79.90	15:31:32.615
9 -	1:42.044	2.624	78.53	15:33:14.659
10 -	1:40.254 (3)	0.834	79.93	15:34:54.913
11 -	1:40.380	0.960	79.83	15:36:35.293
12 -	1:39.877 (2)	0.457	80.23	15:38:15.170
13 -	1:39.420 (1)		80.60	15:39:54.590

P17 38 Benjamin HOPTON

LAP	LAP TIME	DIFF	MPH	TIME OF DAY
1 -	1:53.234	13.554	70.76	15:19:40.265
2 -	1:42.519	2.839	78.16	15:21:22.784
3 -	1:42.674	2.994	78.04	15:23:05.458
4 -	1:42.431	2.751	78.23	15:24:47.889
5 -	1:43.030	3.350	77.77	15:26:30.919
6 -	1:40.654	0.974	79.61	15:28:11.573
7 -	1:41.398	1.718	79.03	15:29:52.971
8 -	1:41.059	1.379	79.29	15:31:34.030
9 -	1:40.758	1.078	79.53	15:33:14.788
10 -	1:40.470	0.790	79.76	15:34:55.258
11 -	1:40.353 (3)	0.673	79.85	15:36:35.611
12 -	1:39.680 (1)		80.39	15:38:15.291
13 -	1:39.904 (2)	0.224	80.21	15:39:55.195

P18 41 Mark TURNER

LAP	LAP TIME	DIFF	MPH	TIME OF DAY
1 -	2:00.364	22.334	66.57	15:19:47.395
2 -	1:40.654	2.624	79.61	15:21:28.049
3 -	1:38.900 (2)	0.870	81.02	15:23:06.949
4 -	1:41.172	3.142	79.20	15:24:48.121
5 -	1:40.737	2.707	79.54	15:26:28.858
6 -	1:38.030 (1)		81.74	15:28:06.888
7 -	1:47.062	9.032	74.85	15:29:53.950
8 -	1:40.506	2.476	79.73	15:31:34.456
9 -	1:40.419	2.389	79.80	15:33:14.875
10 -	1:40.295	2.265	79.90	15:34:55.170
11 -	1:41.585	3.555	78.88	15:36:36.755
12 -	1:38.940 (3)	0.910	80.99	15:38:15.695
13 -	1:39.724	1.694	80.35	15:39:55.419

P19 9 Phil ATTWOOD

LAP	LAP TIME	DIFF	MPH	TIME OF DAY
1 -	1:58.640	15.625	67.54	15:19:45.671
2 -	1:45.734	2.719	75.79	15:21:31.405
3 -	1:44.261	1.246	76.86	15:23:15.666
4 -	1:43.015 (1)		77.79	15:24:58.681
5 -	1:44.169	1.154	76.92	15:26:42.850
6 -	1:44.445	1.430	76.72	15:28:27.295
7 -	1:44.394	1.379	76.76	15:30:11.689
8 -	1:43.342	0.327	77.54	15:31:55.031
9 -	1:43.047 (2)	0.032	77.76	15:33:38.078
10 -	1:43.312 (3)	0.297	77.56	15:35:21.390
11 -	1:45.467	2.452	75.98	15:37:06.857
12 -	1:44.108	1.093	76.97	15:38:50.965

DIFF = Difference To Personal Best Lap

P20 16 Graham TERRY				
LAP	LAP TIME	DIFF	MPH	TIME OF DAY
1 -	1:56.555	14.201	68.75	15:19:43.586
2 -	1:44.565	2.211	76.63	15:21:28.151
3 -	1:45.206	2.852	76.17	15:23:13.357
4 -	1:43.584	1.230	77.36	15:24:56.941
5 -	2:02.925	20.571	65.19	15:26:59.866
6 -	1:44.062	1.708	77.00	15:28:43.928
7 -	1:42.354 (1)		78.29	15:30:26.282
8 -	1:42.651 (2)	0.297	78.06	15:32:08.933
9 -	1:43.115 (3)	0.761	77.71	15:33:52.048
10 -	1:43.988	1.634	77.06	15:35:36.036
11 -	1:44.283	1.929	76.84	15:37:20.319
12 -	1:43.242	0.888	77.61	15:39:03.561

P21 11 Michael SAUNDERS

LAP	LAP TIME	DIFF	MPH	TIME OF DAY
1 -	2:01.331	14.842	66.04	15:19:48.362
2 -	1:47.729	1.240	74.38	15:21:36.091
3 -	1:46.489 (1)		75.25	15:23:22.580
4 -	1:47.524 (3)	1.035	74.52	15:25:10.104
5 -	1:48.858	2.369	73.61	15:26:58.962
6 -	1:47.764	1.275	74.36	15:28:46.726
7 -	1:47.358 (2)	0.869	74.64	15:30:34.084
8 -	1:49.626	3.137	73.09	15:32:23.710
9 -	1:48.614	2.125	73.78	15:34:12.324
10 -	1:48.695	2.206	73.72	15:36:01.019
11 -	1:49.886	3.397	72.92	15:37:50.905
12 -	1:48.830	2.341	73.63	15:39:39.735

P22 49 Andrew SMITH

LAP	LAP TIME	DIFF	MPH	TIME OF DAY
1 -	2:01.275	25.235	66.07	15:19:48.306
2 -	1:38.756	2.716	81.14	15:21:27.062
3 -	1:38.989	2.949	80.95	15:23:06.051
4 -	1:36.693 (2)	0.653	82.87	15:24:42.744
5 -	1:37.250 (3)	1.210	82.40	15:26:19.994
6 -	1:36.040 (1)		83.44	15:27:56.034
7 -	2:03.327 P	27.287	64.97	15:29:59.361

Weather / Track : Cloudy / Dry