



LUNA LOGISTICS CLASSIC FORMULA FORD CHAMPIONSHIP

Oulton Park Island Circuit

16th August 2014



Results Provided by Timing Solutions Ltd
www.tsl-timing.com

Luna Logistics Classic Formula Ford Championship

QUALIFYING - GROUP 1 - CLASSIFICATION

POS	NO	CL	PIC NAME	ENTRY	TIME	ON	LAPS	GAP	DIFF	MPH
1	6	A	1 Mike GARDNER	Crossle 30F	1:33.534	5	8			85.67
2	82	B	1 Simon JACKSON	Javelin JL5	1:35.403	7	9	1.869	1.869	83.99
3	150	I	1 Ian PARKINGTON	Royale RP26	1:35.429	8	8	1.895	0.026	83.97
4	49	B	2 Andrew SMITH	Van Diemen FA73	1:35.612	9	9	2.078	0.183	83.81
5	19	B	3 Matthew DUNNE	Crossle 35F	1:35.718	7	8	2.184	0.106	83.72
6	14	B	4 Philip Michael WRIGLEY	Elden MK8	1:36.591	8	8	3.057	0.873	82.96
7	38	A	2 Benjamin HOPTON	Van Diemen RF80	1:36.669	6	8	3.135	0.078	82.89
8	8	A	3 Chris STUART	Van Diemen RF80	1:37.166	8	8	3.632	0.497	82.47
9	7	A	4 Jon NASH	Ford Van Diemen	1:37.254	8	8	3.720	0.088	82.39
10	27	A	5 Steve PEARCE	Van Diemen RF78	1:37.266	7	8	3.732	0.012	82.38
11	28	A	6 Alan FINCHAM	Van Diemen RF80	1:37.274	9	9	3.740	0.008	82.38
12	81	A	7 Kevin MANSELL	Crossle Formula Ford	1:37.672	7	8	4.138	0.398	82.04
13	69	B	5 Dave LOWE	Lotus 69	1:40.194	8	8	6.660	2.522	79.98

Weather / Track : Cloudy / Dry

These results are provisional until the conclusion of any judicial and technical matters.

Oulton Park Island

Circuit Length = 2.2260 miles

Start: 08:30 Flag 08:45 End: 08:46

Clerk Of Course :

Timekeeper :

Luna Logistics Classic Formula Ford Championship

QUALIFYING - GROUP 1 - LAP ANALYSIS

DIFF = Difference To Personal Best Lap

P1 6 Mike GARDNER				
LAP	LAP TIME	DIFF	MPH	TIME OF DAY
1 -	1:35.390	1.856	84.00	08:33:22.797
2 -	1:34.180	0.646	85.08	08:34:56.977
3 -	1:34.262	0.728	85.01	08:36:31.239
4 -	1:34.145	0.611	85.11	08:38:05.384
5 -	1:33.534 (1)		85.67	08:39:38.918
6 -	1:33.635 (2)	0.101	85.58	08:41:12.553
7 -	1:34.113 (3)	0.579	85.14	08:42:46.666
8 -	2:11.449 P	37.915	60.96	08:44:58.115

P2 82 Simon JACKSON				
LAP	LAP TIME	DIFF	MPH	TIME OF DAY
1 -	1:40.169	4.766	80.00	08:33:31.805
2 -	1:38.840	3.437	81.07	08:35:10.645
3 -	1:38.445	3.042	81.40	08:36:49.090
4 -	1:38.202	2.799	81.60	08:38:27.292
5 -	1:36.603	1.200	82.95	08:40:03.895
6 -	1:36.406 (3)	1.003	83.12	08:41:40.301
7 -	1:35.403 (1)		83.99	08:43:15.704
8 -	1:39.378	3.975	80.63	08:44:55.082
9 -	1:35.980 (2)	0.577	83.49	08:46:31.062

P3 150 Ian PARKINGTON				
LAP	LAP TIME	DIFF	MPH	TIME OF DAY
1 -	1:50.218	14.789	72.70	08:33:53.003
2 -	1:38.242	2.813	81.57	08:35:31.245
3 -	1:36.303 (3)	0.874	83.21	08:37:07.548
4 -	1:43.352	7.923	77.53	08:38:50.900
5 -	1:43.824	8.395	77.18	08:40:34.724
6 -	1:36.314	0.885	83.20	08:42:11.038
7 -	1:35.784 (2)	0.355	83.66	08:43:46.822
8 -	1:35.429 (1)		83.97	08:45:22.251

P4 49 Andrew SMITH				
LAP	LAP TIME	DIFF	MPH	TIME OF DAY
1 -	1:40.172	4.560	79.99	08:33:32.249
2 -	1:37.750	2.138	81.98	08:35:09.999
3 -	1:37.423	1.811	82.25	08:36:47.422
4 -	1:36.784	1.172	82.79	08:38:24.206
5 -	1:37.252	1.640	82.40	08:40:01.458
6 -	1:36.564	0.952	82.98	08:41:38.022
7 -	1:36.476 (3)	0.864	83.06	08:43:14.498
8 -	1:36.349 (2)	0.737	83.17	08:44:50.847
9 -	1:35.612 (1)		83.81	08:46:26.459

P5 19 Matthew DUNNE				
LAP	LAP TIME	DIFF	MPH	TIME OF DAY
1 -	1:40.757	5.039	79.53	08:33:43.401
2 -	2:10.443	34.725	61.43	08:35:53.844
3 -	1:39.158	3.440	80.81	08:37:33.002
4 -	1:37.894	2.176	81.85	08:39:10.896
5 -	1:36.870 (3)	1.152	82.72	08:40:47.766
6 -	1:36.440 (2)	0.722	83.09	08:42:24.206
7 -	1:35.718 (1)		83.72	08:43:59.924
8 -	1:49.293	13.575	73.32	08:45:49.217

P6 14 Philip Michael WRIGLEY				
LAP	LAP TIME	DIFF	MPH	TIME OF DAY

DIFF = Difference To Personal Best Lap

1 -	1:41.115	4.524	79.25	08:33:45.349
2 -	1:40.569	3.978	79.68	08:35:25.918
3 -	1:39.184	2.593	80.79	08:37:05.102
4 -	1:39.283	2.692	80.71	08:38:44.385
5 -	1:38.237 (3)	1.646	81.57	08:40:22.622
6 -	1:41.428	4.837	79.00	08:42:04.050
7 -	1:37.338 (2)	0.747	82.32	08:43:41.388
8 -	1:36.591 (1)		82.96	08:45:17.979

P7 38 Benjamin HOPTON				
LAP	LAP TIME	DIFF	MPH	TIME OF DAY
1 -	1:44.076	7.407	76.99	08:33:44.989
2 -	1:41.693	5.024	78.80	08:35:26.682
3 -	1:39.065	2.396	80.89	08:37:05.747
4 -	1:41.640	4.971	78.84	08:38:47.387
5 -	1:38.076	1.407	81.70	08:40:25.463
6 -	1:36.669 (1)		82.89	08:42:02.132
7 -	1:37.667 (2)	0.998	82.05	08:43:39.799
8 -	1:37.864 (3)	1.195	81.88	08:45:17.663

P8 8 Chris STUART				
LAP	LAP TIME	DIFF	MPH	TIME OF DAY
1 -	1:43.495	6.329	77.42	08:33:42.986
2 -	1:43.139	5.973	77.69	08:35:26.125
3 -	1:39.445	2.279	80.58	08:37:05.570
4 -	1:38.675 (3)	1.509	81.21	08:38:44.245
5 -	1:38.127 (2)	0.961	81.66	08:40:22.372
6 -	1:38.829	1.663	81.08	08:42:01.201
7 -	1:38.990	1.824	80.95	08:43:40.191
8 -	1:37.166 (1)		82.47	08:45:17.357

P9 7 Jon NASH				
LAP	LAP TIME	DIFF	MPH	TIME OF DAY
1 -	1:43.492	6.238	77.43	08:33:53.400
2 -	1:39.768	2.514	80.32	08:35:33.168
3 -	1:37.881 (2)	0.627	81.87	08:37:11.049
4 -	1:38.537	1.283	81.32	08:38:49.586
5 -	1:38.438	1.184	81.40	08:40:28.024
6 -	1:37.961 (3)	0.707	81.80	08:42:05.985
7 -	1:38.267	1.013	81.54	08:43:44.252
8 -	1:37.254 (1)		82.39	08:45:21.506

P10 27 Steve PEARCE				
LAP	LAP TIME	DIFF	MPH	TIME OF DAY
1 -	1:44.548	7.282	76.64	08:33:58.059
2 -	1:39.922	2.656	80.19	08:35:37.981
3 -	1:39.696	2.430	80.38	08:37:17.677
4 -	1:39.337	2.071	80.67	08:38:57.014
5 -	1:38.280	1.014	81.53	08:40:35.294
6 -	1:37.903 (2)	0.637	81.85	08:42:13.197
7 -	1:37.266 (1)		82.38	08:43:50.463
8 -	1:37.949 (3)	0.683	81.81	08:45:28.412

P11 28 Alan FINCHAM				
LAP	LAP TIME	DIFF	MPH	TIME OF DAY
1 -	1:40.340	3.066	79.86	08:33:36.473
2 -	1:38.977	1.703	80.96	08:35:15.450
3 -	1:38.804	1.530	81.10	08:36:54.254
4 -	1:38.276	1.002	81.54	08:38:32.530
5 -	1:38.066	0.792	81.71	08:40:10.596

Weather / Track : Cloudy / Dry

Oulton Park Island
Circuit Length = 2.2260 miles
Start: 08:30 Flag 08:45 End: 08:46

Luna Logistics Classic Formula Ford Championship

QUALIFYING - GROUP 1 - LAP ANALYSIS

DIFF = Difference To Personal Best Lap

6 -	1:37.699	0.425	82.02	08:41:48.295
7 -	1:37.552 (2)	0.278	82.14	08:43:25.847
8 -	1:37.682 (3)	0.408	82.03	08:45:03.529
9 -	1:37.274 (1)		82.38	08:46:40.803

P12 81 Kevin MANSELL				
LAP	LAP TIME	DIFF	MPH	TIME OF DAY
1 -	2:02.147	24.475	65.60	08:33:55.849
2 -	1:41.811	4.139	78.71	08:35:37.660
3 -	1:40.771	3.099	79.52	08:37:18.431
4 -	1:39.191	1.519	80.78	08:38:57.622
5 -	1:38.266 (3)	0.594	81.55	08:40:35.888
6 -	1:38.125 (2)	0.453	81.66	08:42:14.013
7 -	1:37.672 (1)		82.04	08:43:51.685
8 -	2:07.183 P	29.511	63.00	08:45:58.868

P13 69 Dave LOWE				
LAP	LAP TIME	DIFF	MPH	TIME OF DAY
1 -	1:45.642	5.448	75.85	08:34:04.627
2 -	1:45.672	5.478	75.83	08:35:50.299
3 -	1:43.608	3.414	77.34	08:37:33.907
4 -	1:41.909	1.715	78.63	08:39:15.816
5 -	1:41.549 (3)	1.355	78.91	08:40:57.365
6 -	1:40.726 (2)	0.532	79.55	08:42:38.091
7 -	1:42.372	2.178	78.27	08:44:20.463
8 -	1:40.194 (1)		79.98	08:46:00.657

Weather / Track : Cloudy / Dry

Results can be found at www.tsl-timing.com

Page 2 of 2

Oulton Park Island
Circuit Length = 2.2260 miles
Start: 08:30 Flag 08:45 End: 08:46

Printed - 08:54 Saturday, 16 August 2014

Luna Logistics Classic Formula Ford Championship

QUALIFYING - GROUP 2 - CLASSIFICATION

POS	NO	CL	PIC NAME	ENTRY	TIME	ON	LAPS	GAP	DIFF	MPH
1	43	B	1 Callum GRANT	Merlyn MK20A	1:34.590	7	9			84.71
2	89	A	1 Ted PEARSON	Crossle 32F	1:35.110	8	9	0.520	0.520	84.25
3	13	A	2 Stuart KESTENBAUM	Van Diemen RF79	1:35.695	9	9	1.105	0.585	83.74
4	50	B	2 Matthew WRIGLEY	Merlyn MK20	1:38.761	3	8	4.171	3.066	81.14
5	34	A	3 Colin WILLIAMS	PRS RH01	1:38.855	4	5	4.265	0.094	81.06
6	51	A	4 Kevin HOWELL	Ford PRS R01	1:39.214	8	8	4.624	0.359	80.77
7	97	I	1 Nick PANCISI		1:39.673	4	8	5.083	0.459	80.39
8	32	A	5 David MALPAS	Van Diemen RF78	1:40.101	5	8	5.511	0.428	80.05
9	53	I	2 Ian WOOD	Royale Rp33	1:40.601	4	7	6.011	0.500	79.65
10	16	A	6 Graham TERRY	Van Diemen RF80	1:40.973	6	8	6.383	0.372	79.36
11	98	A	7 Terry DURDIN	Crossle 25F	1:44.459	6	7	9.869	3.486	76.71
12	9	A	8 Phil ATTWOOD	Crossle 32F	1:45.040	7	7	10.450	0.581	76.29
13	24	A	9 Douglas KIBBLE	Dulon MP15	1:51.685	6	6	17.095	6.645	71.75
14	11	B	3 Michael SAUNDERS	Hawke DL11	1:51.877	6	7	17.287	0.192	71.62

Weather / Track : Cloudy / Dry

These results are provisional until the conclusion of any judicial and technical matters.

Oulton Park Island

Circuit Length = 2.2260 miles

Start: 08:54 Flag 09:09 End: 09:11

Clerk Of Course :

Timekeeper :

Luna Logistics Classic Formula Ford Championship

QUALIFYING - GROUP 2 - LAP ANALYSIS

DIFF = Difference To Personal Best Lap

P1 43 Callum GRANT				
LAP	LAP TIME	DIFF	MPH	TIME OF DAY
1 -	1:38.073	3.483	81.71	08:58:07.131
2 -	1:37.308	2.718	82.35	08:59:44.439
3 -	1:39.176	4.586	80.80	09:01:23.615
4 -	1:35.433	0.843	83.97	09:02:59.048
5 -	1:36.282	1.692	83.23	09:04:35.330
6 -	1:34.825 (3)	0.235	84.50	09:06:10.155
7 -	1:34.590 (1)		84.71	09:07:44.745
8 -	1:34.925	0.335	84.42	09:09:19.670
9 -	1:34.685 (2)	0.095	84.63	09:10:54.355

P2 89 Ted PEARSON				
LAP	LAP TIME	DIFF	MPH	TIME OF DAY
1 -	1:38.449	3.339	81.39	08:58:08.819
2 -	1:36.667	1.557	82.89	08:59:45.486
3 -	1:36.524	1.414	83.02	09:01:22.010
4 -	1:35.850	0.740	83.60	09:02:57.860
5 -	1:37.713	2.603	82.01	09:04:35.573
6 -	1:35.779	0.669	83.66	09:06:11.352
7 -	1:35.634 (3)	0.524	83.79	09:07:46.986
8 -	1:35.110 (1)		84.25	09:09:22.096
9 -	1:35.431 (2)	0.321	83.97	09:10:57.527

P3 13 Stuart KESTENBAUM				
LAP	LAP TIME	DIFF	MPH	TIME OF DAY
1 -	1:39.456	3.761	80.57	08:58:11.564
2 -	1:37.396	1.701	82.27	08:59:48.960
3 -	1:37.130	1.435	82.50	09:01:26.090
4 -	1:36.226	0.531	83.27	09:03:02.316
5 -	1:38.798	3.103	81.11	09:04:41.114
6 -	1:36.062 (3)	0.367	83.42	09:06:17.176
7 -	1:35.955 (2)	0.260	83.51	09:07:53.131
8 -	1:36.193	0.498	83.30	09:09:29.324
9 -	1:35.695 (1)		83.74	09:11:05.019

P4 50 Matthew WRIGLEY				
LAP	LAP TIME	DIFF	MPH	TIME OF DAY
1 -	1:43.847	5.086	77.16	08:58:38.685
2 -	1:40.211	1.450	79.96	09:00:18.896
3 -	1:38.761 (1)		81.14	09:01:57.657
4 -	1:38.784 (2)	0.023	81.12	09:03:36.441
5 -	1:40.628	1.867	79.63	09:05:17.069
6 -	1:39.365	0.604	80.64	09:06:56.434
7 -	1:38.973	0.212	80.96	09:08:35.407
8 -	1:38.847 (3)	0.086	81.07	09:10:14.254

P5 34 Colin WILLIAMS				
LAP	LAP TIME	DIFF	MPH	TIME OF DAY
1 -	1:41.685 (3)	2.830	78.80	08:58:29.096
2 -	1:39.493 (2)	0.638	80.54	09:00:08.589
3 -	1:43.245	4.390	77.61	09:01:51.834
4 -	1:38.855 (1)		81.06	09:03:30.689
5 -	1:47.656 P	8.801	74.43	09:05:18.345

P6 51 Kevin HOWELL				
LAP	LAP TIME	DIFF	MPH	TIME OF DAY
1 -	1:43.992	4.778	77.05	08:58:30.086
2 -	1:41.625	2.411	78.85	09:00:11.711

DIFF = Difference To Personal Best Lap

3 -	1:40.743	1.529	79.54	09:01:52.454
4 -	1:41.066	1.852	79.29	09:03:33.520
5 -	1:40.061 (3)	0.847	80.08	09:05:13.581
6 -	1:41.021	1.807	79.32	09:06:54.602
7 -	1:39.500 (2)	0.286	80.53	09:08:34.102
8 -	1:39.214 (1)		80.77	09:10:13.316

P7 97 Nick PANCISI				
LAP	LAP TIME	DIFF	MPH	TIME OF DAY
1 -	1:42.622	2.949	78.08	08:58:23.613
2 -	1:42.541	2.868	78.15	09:00:06.154
3 -	1:41.951	2.278	78.60	09:01:48.105
4 -	1:39.673 (1)		80.39	09:03:27.778
5 -	1:40.955	1.282	79.37	09:05:08.733
6 -	1:40.027 (3)	0.354	80.11	09:06:48.760
7 -	1:41.517	1.844	78.93	09:08:30.277
8 -	1:39.895 (2)	0.222	80.22	09:10:10.172

P8 32 David MALPAS				
LAP	LAP TIME	DIFF	MPH	TIME OF DAY
1 -	1:44.201	4.100	76.90	08:58:29.668
2 -	1:41.274	1.173	79.12	09:00:10.942
3 -	1:41.260	1.159	79.13	09:01:52.202
4 -	1:40.933 (2)	0.832	79.39	09:03:33.135
5 -	1:40.101 (1)		80.05	09:05:13.236
6 -	1:41.075 (3)	0.974	79.28	09:06:54.311
7 -	1:47.566	7.465	74.49	09:08:41.877
8 -	1:56.100	15.999	69.02	09:10:37.977

P9 53 Ian WOOD				
LAP	LAP TIME	DIFF	MPH	TIME OF DAY
1 -	1:49.721	9.120	73.03	08:58:54.244
2 -	1:43.709	3.108	77.27	09:00:37.953
3 -	1:42.149 (3)	1.548	78.45	09:02:20.102
4 -	1:40.601 (1)		79.65	09:04:00.703
5 -	1:41.067 (2)	0.466	79.28	09:05:41.770
6 -	1:42.621	2.020	78.08	09:07:24.391
7 -	1:49.854 P	9.253	72.94	09:09:14.245

P10 16 Graham TERRY				
LAP	LAP TIME	DIFF	MPH	TIME OF DAY
1 -	1:44.453	3.480	76.71	08:58:23.322
2 -	1:44.831	3.858	76.44	09:00:08.153
3 -	1:42.072 (3)	1.099	78.50	09:01:50.225
4 -	1:43.414	2.441	77.49	09:03:33.639
5 -	1:43.830	2.857	77.18	09:05:17.469
6 -	1:40.973 (1)		79.36	09:06:58.442
7 -	1:41.880 (2)	0.907	78.65	09:08:40.322
8 -	1:52.633	11.660	71.14	09:10:32.955

P11 98 Terry DURDIN				
LAP	LAP TIME	DIFF	MPH	TIME OF DAY
1 -	1:51.366	6.907	71.95	08:59:04.756
2 -	1:47.554	3.095	74.50	09:00:52.310
3 -	1:46.859 (3)	2.400	74.99	09:02:39.169
4 -	1:47.288	2.829	74.69	09:04:26.457
5 -	1:48.104	3.645	74.12	09:06:14.561
6 -	1:44.459 (1)		76.71	09:07:59.020
7 -	1:44.730 (2)	0.271	76.51	09:09:43.750

Weather / Track : Cloudy / Dry

Oulton Park Island
Circuit Length = 2.2260 miles
Start: 08:54 Flag 09:09 End: 09:11

Luna Logistics Classic Formula Ford Championship

QUALIFYING - GROUP 2 - LAP ANALYSIS

DIFF = Difference To Personal Best Lap


P12 9 Phil ATTWOOD				
LAP	LAP TIME	DIFF	MPH	TIME OF DAY
1 -	1:55.134	10.094	69.60	08:59:14.851
2 -	1:51.315	6.275	71.99	09:01:06.166
3 -	1:49.049 (3)	4.009	73.48	09:02:55.215
4 -	1:49.477	4.437	73.19	09:04:44.692
5 -	1:50.416	5.376	72.57	09:06:35.108
6 -	1:46.052 (2)	1.012	75.56	09:08:21.160
7 -	1:45.040 (1)		76.29	09:10:06.200

P13 24 Douglas KIBBLE				
LAP	LAP TIME	DIFF	MPH	TIME OF DAY
1 -	1:59.216	7.531	67.21	08:59:11.764
2 -	1:57.397 (3)	5.712	68.26	09:01:09.161
3 -	1:55.674 (2)	3.989	69.27	09:03:04.835
4 -	2:03.701 P	12.016	64.78	09:05:08.536
5 -	3:04.865	1:13.180	43.34	09:08:13.401
6 -	1:51.685 (1)		71.75	09:10:05.086

P14 11 Michael SAUNDERS				
LAP	LAP TIME	DIFF	MPH	TIME OF DAY
1 -	1:56.836	4.959	68.58	08:58:56.975
2 -	1:52.864 (2)	0.987	71.00	09:00:49.839
3 -	1:55.473	3.596	69.39	09:02:45.312
4 -	1:55.766	3.889	69.22	09:04:41.078
5 -	1:53.807	1.930	70.41	09:06:34.885
6 -	1:51.877 (1)		71.62	09:08:26.762
7 -	1:53.455 (3)	1.578	70.63	09:10:20.217

Luna Logistics Classic Formula Ford Championship - Heat 1

RACE 1 - GRID

ROW 7	13	69	Dave LOWE	1:40.194						
ROW 6		11	28	Alan FINCHAM	1:37.274	12	81	Kevin MANSELL	1:37.672	
ROW 5	9	7	Jon NASH	1:37.254		10	27	Steve PEARCE	1:37.266	
ROW 4		7	38	Benjamin HOPTON	1:36.669		8	8	Chris STUART	1:37.166
ROW 3	5	19	Matthew DUNNE	1:35.718		6	14	Philip Michael WRIGLEY	1:36.591	
ROW 2		3	150	Ian PARKINGTON	1:35.429		4	49	Andrew SMITH	1:35.612
ROW 1	1	6	Mike GARDNER	1:33.534		2	82	Simon JACKSON	1:35.403	
Pole										
										


Oulton Park Island
Circuit Length = 2.2260 miles

These results are provisional until the conclusion of any judicial and technical matters.

Clerk Of Course :		Timekeeper :	
-------------------	--	--------------	--

Luna Logistics Classic Formula Ford Championship - Heat 2

RACE 2 - GRID

ROW 7	13	1:51.685 24 Douglas KIBBLE	14	1:51.877 11 Michael SAUNDERS	
ROW 6		11	1:44.459 98 Terry DURDIN	12	1:45.040 9 Phil ATTWOOD
ROW 5	9	1:40.601 53 Ian WOOD	10	1:40.973 16 Graham TERRY	
ROW 4		7	1:39.673 97 Nick PANCISI	8	1:40.101 32 David MALPAS
ROW 3	5	1:38.855 34 Colin WILLIAMS	6	1:39.214 51 Kevin HOWELL	
ROW 2		3	1:35.695 13 Stuart KESTENBAUM	4	1:38.761 50 Matthew WRIGLEY
ROW 1	1	1:34.590 43 Callum GRANT	2	1:35.110 89 Ted PEARSON	
Pole					
					

Oulton Park Island
Circuit Length = 2.2260 miles

These results are provisional until the conclusion of any judicial and technical matters.

Clerk Of Course :

Timekeeper :

Luna Logistics Classic Formula Ford Championship - Heat 1

RACE 1 - CLASSIFICATION

POS	NO	CL	PIC NAME	ENTRY	LAPS	TIME	GAP	DIFF	MPH	BEST	ON
1	6	A	1 Mike GARDNER	Crossle 30F	10	15:46.459			84.66	1:33.523	8
2	49	B	1 Andrew SMITH	Van Diemen FA73	10	16:16.010	29.551	29.551	82.10	1:36.080	9
3	19	B	2 Matthew DUNNE	Crossle 35F	10	16:16.953	30.494	0.943	82.02	1:35.698	5
4	82	B	3 Simon JACKSON	Javelin JL5	10	16:17.213	30.754	0.260	82.00	1:36.238	5
5	27	A	2 Steve PEARCE	Van Diemen RF78	10	16:24.214	37.755	7.001	81.42	1:36.488	5
6	14	B	4 Philip Michael WRIGLEY	Elden MK8	10	16:24.791	38.332	0.577	81.37	1:36.928	5
7	7	A	3 Jon NASH	Ford Van Diemen	10	16:25.910	39.451	1.119	81.28	1:36.727	6
8	69	B	5 Dave LOWE	Lotus 69	10	16:59.292	1:12.833	33.382	78.61	1:39.835	9
9	81	A	4 Kevin MANSELL	Crossle Formula Ford	10	17:05.143	1:18.684	5.851	78.17	1:38.073	7

NOT CLASSIFIED

DNF	8	A	Chris STUART	Van Diemen RF80	9	14:42.658	1 Lap	1 Lap	81.71	1:36.706	6
DNF	28	A	Alan FINCHAM	Van Diemen RF80	8	13:18.192	2 Laps	1 Lap	80.31	1:36.554	6
DNF	150	I	Ian PARKINGTON	Royale RP26	4	6:38.550	6 Laps	4 Laps	80.42	1:37.070	3
DNF	38	A	Benjamin HOPTON	Van Diemen RF80	3	5:00.343	7 Laps	1 Lap	80.04	1:37.273	3

FASTEST LAP

6	A	Mike GARDNER	Crossle 30F	8	1:33.523	85.68 mph	137.89 kph
19	B	Matthew DUNNE	Crossle 35F	5	1:35.698	83.73 mph	134.76 kph
150	I	Ian PARKINGTON	Royale RP26	3	1:37.070	82.55 mph	132.85 kph

Weather / Track : Cloudy / Dry

These results are provisional until the conclusion of any judicial and technical matters.

Oulton Park Island

Circuit Length = 2.2260 miles

Start: 11:32 Flag 11:48 End: 11:49

Clerk Of Course :	Timekeeper :
-------------------	--------------

Luna Logistics Classic Formula Ford Championship - Heat 1

RACE 1 - LAP CHART

LAP 1 @ 11:34:22.769			LAP 2 @ 11:35:57.212			LAP 3 @ 11:37:31.608			LAP 4 @ 11:39:05.924			LAP 5 @ 11:40:40.165		
NO	BEHIND	LAP TIME	NO	BEHIND	LAP TIME	NO	BEHIND	LAP TIME	NO	BEHIND	LAP TIME	NO	BEHIND	LAP TIME
6		1:39.908	6		1:34.443	6		1:34.396	6		1:34.316	6		1:34.241
82	3.517	1:43.425	82	6.394	1:37.320	49	9.455	1:37.294	49	12.499	1:37.360	49	15.154	1:36.896
49	3.853	1:43.761	49	6.557	1:37.147	82	9.696	1:37.698	82	13.468	1:38.088	82	15.465	1:36.238
150	4.007	1:43.915	150	7.081	1:37.517	150	9.755	1:37.070	19	14.120	1:38.452	19	15.577	1:35.698
19	4.295	1:44.203	19	7.452	1:37.600	19	9.984	1:36.928	8	14.272	1:37.099	8	16.773	1:36.742
14	5.210	1:45.118	38	8.719	1:37.651	8	11.489	1:36.765	150	15.487	1:40.048	14	18.232	1:36.928
38	5.511	1:45.419	8	9.120	1:37.688	38	11.596	1:37.273	14	15.545	1:37.681	7	18.970	1:37.295
8	5.875	1:45.783	14	9.288	1:38.521	14	12.180	1:37.288	7	15.916	1:37.518	27	20.258	1:36.488
7	6.718	1:46.626	7	9.911	1:37.636	7	12.714	1:37.199	27	18.011	1:37.619	28	21.135	1:36.623
28	7.894	1:47.802	28	11.076	1:37.625	28	14.476	1:37.796	28	18.753	1:38.593	69	39.425	1:41.902
27	8.294	1:48.202	27	11.669	1:37.818	27	14.708	1:37.435	69	31.764	1:41.448	81	54.638	1:38.890
81	9.047	1:48.955	69	17.861	1:41.867	69	24.632	1:41.167	81	49.989	1:40.409			
69	10.437	1:50.345	81	37.303	2:02.699	81	43.896	1:40.989						

Weather / Track : Cloudy / Dry

Oulton Park Island
 Circuit Length = 2.2260 miles
 Start: 11:32 Flag 11:48 End: 11:49

Luna Logistics Classic Formula Ford Championship - Heat 1

RACE 1 - LAP CHART

LAP 6 @ 11:42:14.530			LAP 7 @ 11:43:48.230			LAP 8 @ 11:45:21.753			LAP 9 @ 11:46:55.625			LAP 10 @ 11:48:29.320		
NO	BEHIND	LAP TIME	NO	BEHIND	LAP TIME	NO	BEHIND	LAP TIME	NO	BEHIND	LAP TIME	NO	BEHIND	LAP TIME
6		1:34.365	6		1:33.700	6		1:33.523	6		1:33.872	6		1:33.695
49	17.761	1:36.972	19	20.572	1:36.409	19	24.082	1:37.033	49	26.402	1:36.080	49	29.551	1:36.844
19	17.863	1:36.651	49	20.689	1:36.628	49	24.194	1:37.028	19	26.970	1:36.760	19	30.494	1:37.219
82	18.083	1:36.983	82	21.384	1:37.001	82	24.468	1:36.607	82	27.163	1:36.567	82	30.754	1:37.286
8	19.114	1:36.706	8	23.148	1:37.734	8	26.923	1:37.298	8	29.894	1:36.843	27	37.755	1:37.343
14	21.222	1:37.355	14	25.519	1:37.997	14	30.008	1:38.012	27	34.107	1:37.853	14	38.332	1:37.399
7	21.332	1:36.727	7	25.835	1:38.203	27	30.126	1:37.328	14	34.628	1:38.492	7	39.451	1:37.824
27	22.781	1:36.888	27	26.321	1:37.240	7	30.429	1:38.117	7	35.322	1:38.765	69	1:12.833	1:40.744
28	23.324	1:36.554	28	26.454	1:36.830	28	39.300	1:46.369 P	69	1:05.784	1:39.835	81	1:18.684	1:38.676
69	46.411	1:41.351	69	53.204	1:40.493	69	59.821	1:40.140	81	1:13.703	1:39.163			
81	59.486	1:39.213	81	1:03.859	1:38.073	81	1:08.412	1:38.076						

Weather / Track : Cloudy / Dry

Oulton Park Island
 Circuit Length = 2.2260 miles
 Start: 11:32 Flag 11:48 End: 11:49

Luna Logistics Classic Formula Ford Championship - Heat 1

RACE 1 - LAP ANALYSIS

DIFF = Difference To Personal Best Lap

P1 6 Mike GARDNER				
LAP	LAP TIME	DIFF	MPH	TIME OF DAY
1 -	1:39.908	6.385	80.20	11:34:22.769
2 -	1:34.443	0.920	84.85	11:35:57.212
3 -	1:34.396	0.873	84.89	11:37:31.608
4 -	1:34.316	0.793	84.96	11:39:05.924
5 -	1:34.241	0.718	85.03	11:40:40.165
6 -	1:34.365	0.842	84.92	11:42:14.530
7 -	1:33.700 (3)	0.177	85.52	11:43:48.230
8 -	1:33.523 (1)		85.68	11:45:21.753
9 -	1:33.872	0.349	85.36	11:46:55.625
10 -	1:33.695 (2)	0.172	85.52	11:48:29.320

P2 49 Andrew SMITH				
LAP	LAP TIME	DIFF	MPH	TIME OF DAY
1 -	1:43.761	7.681	77.23	11:34:26.622
2 -	1:37.147	1.067	82.48	11:36:03.769
3 -	1:37.294	1.214	82.36	11:37:41.063
4 -	1:37.360	1.280	82.30	11:39:18.423
5 -	1:36.896	0.816	82.70	11:40:55.319
6 -	1:36.972	0.892	82.63	11:42:32.291
7 -	1:36.628 (2)	0.548	82.93	11:44:08.919
8 -	1:37.028	0.948	82.59	11:45:45.947
9 -	1:36.080 (1)		83.40	11:47:22.027
10 -	1:36.844 (3)	0.764	82.74	11:48:58.871

P3 19 Matthew DUNNE				
LAP	LAP TIME	DIFF	MPH	TIME OF DAY
1 -	1:44.203	8.505	76.90	11:34:27.064
2 -	1:37.600	1.902	82.10	11:36:04.664
3 -	1:36.928	1.230	82.67	11:37:41.592
4 -	1:38.452	2.754	81.39	11:39:20.044
5 -	1:35.698 (1)		83.73	11:40:55.742
6 -	1:36.651 (3)	0.953	82.91	11:42:32.393
7 -	1:36.409 (2)	0.711	83.12	11:44:08.802
8 -	1:37.033	1.335	82.58	11:45:45.835
9 -	1:36.760	1.062	82.81	11:47:22.595
10 -	1:37.219	1.521	82.42	11:48:59.814

P4 82 Simon JACKSON				
LAP	LAP TIME	DIFF	MPH	TIME OF DAY
1 -	1:43.425	7.187	77.48	11:34:26.286
2 -	1:37.320	1.082	82.34	11:36:03.606
3 -	1:37.698	1.460	82.02	11:37:41.304
4 -	1:38.088	1.850	81.69	11:39:19.392
5 -	1:36.238 (1)		83.26	11:40:55.630
6 -	1:36.983	0.745	82.62	11:42:32.613
7 -	1:37.001	0.763	82.61	11:44:09.614
8 -	1:36.607 (3)	0.369	82.95	11:45:46.221
9 -	1:36.567 (2)	0.329	82.98	11:47:22.788
10 -	1:37.286	1.048	82.37	11:49:00.074

P5 27 Steve PEARCE				
LAP	LAP TIME	DIFF	MPH	TIME OF DAY
1 -	1:48.202	11.714	74.06	11:34:31.063
2 -	1:37.818	1.330	81.92	11:36:08.881
3 -	1:37.435	0.947	82.24	11:37:46.316
4 -	1:37.619	1.131	82.09	11:39:23.935
5 -	1:36.488 (1)		83.05	11:41:00.423
6 -	1:36.888 (2)	0.400	82.70	11:42:37.311

DIFF = Difference To Personal Best Lap

7 -	1:37.240 (3)	0.752	82.41	11:44:14.551
8 -	1:37.328	0.840	82.33	11:45:51.879
9 -	1:37.853	1.365	81.89	11:47:29.732
10 -	1:37.343	0.855	82.32	11:49:07.075

P6 14 Philip Michael WRIGLEY				
LAP	LAP TIME	DIFF	MPH	TIME OF DAY
1 -	1:45.118	8.190	76.23	11:34:27.979
2 -	1:38.521	1.593	81.33	11:36:06.500
3 -	1:37.288 (2)	0.360	82.36	11:37:43.788
4 -	1:37.681	0.753	82.03	11:39:21.469
5 -	1:36.928 (1)		82.67	11:40:58.397
6 -	1:37.355 (3)	0.427	82.31	11:42:35.752
7 -	1:37.997	1.069	81.77	11:44:13.749
8 -	1:38.012	1.084	81.76	11:45:51.761
9 -	1:38.492	1.564	81.36	11:47:30.253
10 -	1:37.399	0.471	82.27	11:49:07.652

P7 7 Jon NASH				
LAP	LAP TIME	DIFF	MPH	TIME OF DAY
1 -	1:46.626	9.899	75.15	11:34:29.487
2 -	1:37.636	0.909	82.07	11:36:07.123
3 -	1:37.199 (2)	0.472	82.44	11:37:44.322
4 -	1:37.518	0.791	82.17	11:39:21.840
5 -	1:37.295 (3)	0.568	82.36	11:40:59.135
6 -	1:36.727 (1)		82.84	11:42:35.862
7 -	1:38.203	1.476	81.60	11:44:14.065
8 -	1:38.117	1.390	81.67	11:45:52.182
9 -	1:38.765	2.038	81.13	11:47:30.947
10 -	1:37.824	1.097	81.91	11:49:08.771

P8 69 Dave LOWE				
LAP	LAP TIME	DIFF	MPH	TIME OF DAY
1 -	1:50.345	10.510	72.62	11:34:33.206
2 -	1:41.867	2.032	78.66	11:36:15.073
3 -	1:41.167	1.332	79.21	11:37:56.240
4 -	1:41.448	1.613	78.99	11:39:37.688
5 -	1:41.902	2.067	78.64	11:41:19.590
6 -	1:41.351	1.516	79.06	11:43:00.941
7 -	1:40.493 (3)	0.658	79.74	11:44:41.434
8 -	1:40.140 (2)	0.305	80.02	11:46:21.574
9 -	1:39.835 (1)		80.26	11:48:01.409
10 -	1:40.744	0.909	79.54	11:49:42.153

P9 81 Kevin MANSELL				
LAP	LAP TIME	DIFF	MPH	TIME OF DAY
1 -	1:48.955	10.882	73.54	11:34:31.816
2 -	2:02.699	24.626	65.31	11:36:34.515
3 -	1:40.989	2.916	79.35	11:38:15.504
4 -	1:40.409	2.336	79.80	11:39:55.913
5 -	1:38.890	0.817	81.03	11:41:34.803
6 -	1:39.213	1.140	80.77	11:43:14.016
7 -	1:38.073 (1)		81.71	11:44:52.089
8 -	1:38.076 (2)	0.003	81.70	11:46:30.165
9 -	1:39.163	1.090	80.81	11:48:09.328
10 -	1:38.676 (3)	0.603	81.21	11:49:48.004

P10 8 Chris STUART				
LAP	LAP TIME	DIFF	MPH	TIME OF DAY
1 -	1:45.783	9.077	75.75	11:34:28.644

Weather / Track : Cloudy / Dry

Oulton Park Island
Circuit Length = 2.2260 miles
Start: 11:32 Flag 11:48 End: 11:49

Luna Logistics Classic Formula Ford Championship - Heat 1

RACE 1 - LAP ANALYSIS

DIFF = Difference To Personal Best Lap

2 -	1:37.688	0.982	82.03	11:36:06.332
3 -	1:36.765 (3)	0.059	82.81	11:37:43.097
4 -	1:37.099	0.393	82.53	11:39:20.196
5 -	1:36.742 (2)	0.036	82.83	11:40:56.938
6 -	1:36.706 (1)		82.86	11:42:33.644
7 -	1:37.734	1.028	81.99	11:44:11.378
8 -	1:37.298	0.592	82.36	11:45:48.676
9 -	1:36.843	0.137	82.74	11:47:25.519

P11 28 Alan FINCHAM

LAP	LAP TIME	DIFF	MPH	TIME OF DAY
1 -	1:47.802	11.248	74.33	11:34:30.663
2 -	1:37.625	1.071	82.08	11:36:08.288
3 -	1:37.796	1.242	81.94	11:37:46.084
4 -	1:38.593	2.039	81.27	11:39:24.677
5 -	1:36.623 (2)	0.069	82.93	11:41:01.300
6 -	1:36.554 (1)		82.99	11:42:37.854
7 -	1:36.830 (3)	0.276	82.75	11:44:14.684
8 -	1:46.369 P	9.815	75.33	11:46:01.053

P12 150 Ian PARKINGTON

LAP	LAP TIME	DIFF	MPH	TIME OF DAY
1 -	1:43.915	6.845	77.11	11:34:26.776
2 -	1:37.517 (2)	0.447	82.17	11:36:04.293
3 -	1:37.070 (1)		82.55	11:37:41.363
4 -	1:40.048 (3)	2.978	80.09	11:39:21.411

P13 38 Benjamin HOPTON

LAP	LAP TIME	DIFF	MPH	TIME OF DAY
1 -	1:45.419 (3)	8.146	76.01	11:34:28.280
2 -	1:37.651 (2)	0.378	82.06	11:36:05.931
3 -	1:37.273 (1)		82.38	11:37:43.204

Luna Logistics Classic Formula Ford Championship - Heat 2

RACE 2 - CLASSIFICATION

POS	NO	CL	PIC NAME	ENTRY	LAPS	TIME	GAP	DIFF	MPH	BEST	ON
1	43	B	1 Callum GRANT	Merlyn MK20A	10	16:03.284			83.19	1:34.916	9
2	13	A	1 Stuart KESTENBAUM	Van Diemen RF79	10	16:15.393	12.109	12.109	82.15	1:35.491	3
3	89	A	2 Ted PEARSON	Crossle 32F	10	16:23.919	20.635	8.526	81.44	1:35.713	3
4	50	B	2 Matthew WRIGLEY	Merlyn MK20	10	16:37.881	34.597	13.962	80.30	1:37.245	3
5	34	A	3 Colin WILLIAMS	PRS RH01	10	16:37.932	34.648	0.051	80.30	1:37.041	9
6	32	A	4 David MALPAS	Van Diemen RF78	10	16:45.041	41.757	7.109	79.73	1:38.979	7
7	51	A	5 Kevin HOWELL	Ford PRS R01	10	16:51.407	48.123	6.366	79.23	1:39.876	8
8	53	I	1 Ian WOOD	Royale Rp33	10	17:12.600	1:09.316	21.193	77.60	1:39.326	2
9	16 *	A	6 Graham TERRY	Van Diemen RF80	10	17:21.040	1:17.756	8.440	76.97	1:42.268	7
10	9	A	7 Phil ATTWOOD	Crossle 32F	10	17:27.914	1:24.630	6.874	76.47	1:41.069	10
11	98	A	8 Terry DURDIN	Crossle 25F	10	17:30.173	1:26.889	2.259	76.30	1:42.929	8
12	11	B	3 Michael SAUNDERS	Hawke DL11	9	16:39.030	1 Lap	1 Lap	72.19	1:48.246	2

NOT CLASSIFIED

DNF	97	I	Nick PANCISI		5	8:42.452	5 Laps	4 Laps	76.69	1:38.751	2
DNF	24	A	Douglas KIBBLE	Dulon MP15	5	9:53.070	5 Laps	1:10.618	67.56	1:46.493	2

FASTEST LAP

	43	B	Callum GRANT	Merlyn MK20A	9	1:34.916			84.42 mph	135.87 kph	
	13	A	Stuart KESTENBAUM	Van Diemen RF79	3	1:35.491			83.91 mph	135.05 kph	
	97	I	Nick PANCISI		2	1:38.751			81.14 mph	130.59 kph	

* CAR 16 - NO WORKING TRANSPONDER. Please fit for next race. (Reg. Q 12.2.1 refers)

Weather / Track : Cloudy / Dry

These results are provisional until the conclusion of any judicial and technical matters.

Oulton Park Island

Circuit Length = 2.2260 miles

Start: 12:03 Flag 12:19 End: 12:21

Clerk Of Course :	Timekeeper :
-------------------	--------------

Luna Logistics Classic Formula Ford Championship - Heat 2

RACE 2 - LAP CHART

LAP 1 @ 12:05:15.317			LAP 2 @ 12:06:50.897			LAP 3 @ 12:08:25.973			LAP 4 @ 12:10:00.918			LAP 5 @ 12:11:39.444		
NO	BEHIND	LAP TIME	NO	BEHIND	LAP TIME	NO	BEHIND	LAP TIME	NO	BEHIND	LAP TIME	NO	BEHIND	LAP TIME
43		1:42.045	43		1:35.580	43		1:35.076	43		1:34.945	43		1:38.526
89	0.035	1:42.080	89	0.748	1:36.293	89	1.385	1:35.713	13	2.796	1:35.770	13	3.077	1:38.807
13	0.742	1:42.787	13	1.556	1:36.394	13	1.971	1:35.491	89	2.976	1:36.536	89	3.506	1:39.056
34	1.964	1:44.009	34	3.951	1:37.567	34	7.693	1:38.818	34	10.799	1:38.051	50	12.711	1:39.291
50	3.696	1:45.741	50	6.250	1:38.134	50	8.419	1:37.245	50	11.946	1:38.472	34	12.763	1:40.490
51	4.333	1:46.378	97	8.121	1:38.751	97	14.185	1:41.140	97	18.667	1:39.427	32	21.879	1:41.410
97	4.950	1:46.995	32	9.383	1:39.415	32	14.652	1:40.345	32	18.995	1:39.288	51	23.715	1:41.963
32	5.548	1:47.593	51	10.136	1:41.383	51	15.217	1:40.157	51	20.278	1:40.006	53	28.973	1:46.478
53	7.422	1:49.467	53	11.168	1:39.326	53	16.426	1:40.334	53	21.021	1:39.540	97	36.280	1:56.139 P
16	9.744	1:51.789	16	17.732	1:43.568	16	26.650	1:43.994	16	35.706	1:44.001	16	42.202	1:45.022
98	10.597	1:52.642	98	18.517	1:43.500	98	27.488	1:44.047	98	36.259	1:43.716	98	42.691	1:44.958
24	12.073	1:54.118	24	22.986	1:46.493	24	34.855	1:46.945	9	44.168	1:43.757	9	48.686	1:43.044
11	15.550	1:57.595	9	26.118	1:45.777	9	35.356	1:44.314	11	57.772	1:50.968	11	1:11.643	1:52.397
9	15.921	1:57.966	11	28.216	1:48.246	11	41.749	1:48.609	24	1:15.246	2:15.336			

Weather / Track : Cloudy / Dry

Oulton Park Island
 Circuit Length = 2.2260 miles
 Start: 12:03 Flag 12:19 End: 12:21

Luna Logistics Classic Formula Ford Championship - Heat 2

RACE 2 - LAP CHART

LAP 6 @ 12:13:15.702			LAP 7 @ 12:14:51.017			LAP 8 @ 12:16:26.667			LAP 9 @ 12:18:01.583			LAP 10 @ 12:19:36.556		
NO	BEHIND	LAP TIME	NO	BEHIND	LAP TIME	NO	BEHIND	LAP TIME	NO	BEHIND	LAP TIME	NO	BEHIND	LAP TIME
43		1:36.258	43		1:35.315	43		1:35.650	43		1:34.916	43		1:34.973
13	3.784	1:36.965	89	5.439	1:36.768	11	1 Lap	1:50.196	13	9.933	1:36.644	13	12.109	1:37.149
89	3.986	1:36.738	13	6.281	1:37.812	13	8.205	1:37.574	89	19.580	1:37.076	89	20.635	1:36.028
24	1 Lap	2:10.178 P	34	19.716	1:38.235	89	17.420	1:47.631	11	1 Lap	1:50.668	50	34.597	1:41.698
34	16.796	1:40.291	50	21.452	1:39.534	34	21.871	1:37.805	34	23.996	1:37.041	34	34.648	1:45.625
50	17.233	1:40.780	32	28.851	1:38.979	50	23.986	1:38.184	50	27.872	1:38.802	11	1 Lap	1:49.116
32	25.187	1:39.566	51	32.287	1:39.968	32	33.026	1:39.825	32	37.373	1:39.263	32	41.757	1:39.357
51	27.634	1:40.177	53	48.092	1:44.224	51	36.513	1:39.876	51	42.161	1:40.564	51	48.123	1:40.935
53	39.183	1:46.468	16	55.607	1:42.268	53	54.281	1:41.839	53	1:01.776	1:42.411	53	1:09.316	1:42.513
16	48.654	1:42.710	98	58.936	1:44.239	16	1:02.635	1:42.678	16	1:10.346	1:42.627	16	1:17.756	1:42.383
98	50.012	1:43.579	9	1:03.407	1:42.118	98	1:06.215	1:42.929	98	1:17.532	1:46.233	9	1:24.630	1:41.069
9	56.604	1:44.176				9	1:09.762	1:42.005	9	1:18.534	1:43.688	98	1:26.889	1:44.330
11	1:26.620	1:51.235												

Weather / Track : Cloudy / Dry

Luna Logistics Classic Formula Ford Championship - Heat 2

RACE 2 - LAP ANALYSIS

DIFF = Difference To Personal Best Lap

P1 43 Callum GRANT				
LAP	LAP TIME	DIFF	MPH	TIME OF DAY
1 -	1:42.045	7.129	78.52	12:05:15.317
2 -	1:35.580	0.664	83.84	12:06:50.897
3 -	1:35.076	0.160	84.28	12:08:25.973
4 -	1:34.945 (2)	0.029	84.40	12:10:00.918
5 -	1:38.526	3.610	81.33	12:11:39.444
6 -	1:36.258	1.342	83.25	12:13:15.702
7 -	1:35.315	0.399	84.07	12:14:51.017
8 -	1:35.650	0.734	83.78	12:16:26.667
9 -	1:34.916 (1)		84.42	12:18:01.583
10 -	1:34.973 (3)	0.057	84.37	12:19:36.556

P2 13 Stuart KESTENBAUM				
LAP	LAP TIME	DIFF	MPH	TIME OF DAY
1 -	1:42.787	7.296	77.96	12:05:16.059
2 -	1:36.394 (3)	0.903	83.13	12:06:52.453
3 -	1:35.491 (1)		83.91	12:08:27.944
4 -	1:35.770 (2)	0.279	83.67	12:10:03.714
5 -	1:38.807	3.316	81.10	12:11:42.521
6 -	1:36.965	1.474	82.64	12:13:19.486
7 -	1:37.812	2.321	81.92	12:14:57.298
8 -	1:37.574	2.083	82.12	12:16:34.872
9 -	1:36.644	1.153	82.91	12:18:11.516
10 -	1:37.149	1.658	82.48	12:19:48.665

P3 89 Ted PEARSON				
LAP	LAP TIME	DIFF	MPH	TIME OF DAY
1 -	1:42.080	6.367	78.50	12:05:15.352
2 -	1:36.293 (3)	0.580	83.22	12:06:51.645
3 -	1:35.713 (1)		83.72	12:08:27.358
4 -	1:36.536	0.823	83.01	12:10:03.894
5 -	1:39.056	3.343	80.89	12:11:42.950
6 -	1:36.738	1.025	82.83	12:13:19.688
7 -	1:36.768	1.055	82.81	12:14:56.456
8 -	1:47.631	11.918	74.45	12:16:44.087
9 -	1:37.076	1.363	82.54	12:18:21.163
10 -	1:36.028 (2)	0.315	83.45	12:19:57.191

P4 50 Matthew WRIGLEY				
LAP	LAP TIME	DIFF	MPH	TIME OF DAY
1 -	1:45.741	8.496	75.78	12:05:19.013
2 -	1:38.134 (2)	0.889	81.65	12:06:57.147
3 -	1:37.245 (1)		82.40	12:08:34.392
4 -	1:38.472	1.227	81.37	12:10:12.864
5 -	1:39.291	2.046	80.70	12:11:52.155
6 -	1:40.780	3.535	79.51	12:13:32.935
7 -	1:39.534	2.289	80.51	12:15:12.469
8 -	1:38.184 (3)	0.939	81.61	12:16:50.653
9 -	1:38.802	1.557	81.10	12:18:29.455
10 -	1:41.698	4.453	78.79	12:20:11.153

P5 34 Colin WILLIAMS				
LAP	LAP TIME	DIFF	MPH	TIME OF DAY
1 -	1:44.009	6.968	77.04	12:05:17.281
2 -	1:37.567 (2)	0.526	82.13	12:06:54.848
3 -	1:38.818	1.777	81.09	12:08:33.666
4 -	1:38.051	1.010	81.72	12:10:11.717
5 -	1:40.490	3.449	79.74	12:11:52.207
6 -	1:40.291	3.250	79.90	12:13:32.498

DIFF = Difference To Personal Best Lap

7 -	1:38.235	1.194	81.57	12:15:10.733
8 -	1:37.805 (3)	0.764	81.93	12:16:48.538
9 -	1:37.041 (1)		82.57	12:18:25.579
10 -	1:45.625	8.584	75.86	12:20:11.204

P6 32 David MALPAS				
LAP	LAP TIME	DIFF	MPH	TIME OF DAY
1 -	1:47.593	8.614	74.48	12:05:20.865
2 -	1:39.415	0.436	80.60	12:07:00.280
3 -	1:40.345	1.366	79.86	12:08:40.625
4 -	1:39.288 (3)	0.309	80.71	12:10:19.913
5 -	1:41.410	2.431	79.02	12:12:01.323
6 -	1:39.566	0.587	80.48	12:13:40.889
7 -	1:38.979 (1)		80.96	12:15:19.868
8 -	1:39.825	0.846	80.27	12:16:59.693
9 -	1:39.263 (2)	0.284	80.73	12:18:38.956
10 -	1:39.357	0.378	80.65	12:20:18.313

P7 51 Kevin HOWELL				
LAP	LAP TIME	DIFF	MPH	TIME OF DAY
1 -	1:46.378	6.502	75.33	12:05:19.650
2 -	1:41.383	1.507	79.04	12:07:01.033
3 -	1:40.157	0.281	80.01	12:08:41.190
4 -	1:40.006 (3)	0.130	80.13	12:10:21.196
5 -	1:41.963	2.087	78.59	12:12:03.159
6 -	1:40.177	0.301	79.99	12:13:43.336
7 -	1:39.968 (2)	0.092	80.16	12:15:23.304
8 -	1:39.876 (1)		80.23	12:17:03.180
9 -	1:40.564	0.688	79.68	12:18:43.744
10 -	1:40.935	1.059	79.39	12:20:24.679

P8 53 Ian WOOD				
LAP	LAP TIME	DIFF	MPH	TIME OF DAY
1 -	1:49.467	10.141	73.20	12:05:22.739
2 -	1:39.326 (1)		80.67	12:07:02.065
3 -	1:40.334 (3)	1.008	79.86	12:08:42.399
4 -	1:39.540 (2)	0.214	80.50	12:10:21.939
5 -	1:46.478	7.152	75.26	12:12:08.417
6 -	1:46.468	7.142	75.26	12:13:54.885
7 -	1:44.224	4.898	76.88	12:15:39.109
8 -	1:41.839	2.513	78.68	12:17:20.948
9 -	1:42.411	3.085	78.24	12:19:03.359
10 -	1:42.513	3.187	78.17	12:20:45.872

P9 16 Graham TERRY				
LAP	LAP TIME	DIFF	MPH	TIME OF DAY
1 -	1:51.789	9.521	71.68	12:05:25.061
2 -	1:43.568	1.300	77.37	12:07:08.629
3 -	1:43.994	1.726	77.05	12:08:52.623
4 -	1:44.001	1.733	77.05	12:10:36.624
5 -	1:45.022	2.754	76.30	12:12:21.646
6 -	1:42.710	0.442	78.02	12:14:04.356
7 -	1:42.268 (1)		78.35	12:15:46.624
8 -	1:42.678	0.410	78.04	12:17:29.302
9 -	1:42.627 (3)	0.359	78.08	12:19:11.929
10 -	1:42.383 (2)	0.115	78.27	12:20:54.312

P10 9 Phil ATTWOOD				
LAP	LAP TIME	DIFF	MPH	TIME OF DAY
1 -	1:57.966	16.897	67.93	12:05:31.238

Weather / Track : Cloudy / Dry

Oulton Park Island
Circuit Length = 2.2260 miles
Start: 12:03 Flag 12:19 End: 12:21

Luna Logistics Classic Formula Ford Championship - Heat 2

RACE 2 - LAP ANALYSIS

DIFF = Difference To Personal Best Lap

2 -	1:45.777	4.708	75.75	12:07:17.015
3 -	1:44.314	3.245	76.82	12:09:01.329
4 -	1:43.757	2.688	77.23	12:10:45.086
5 -	1:43.044	1.975	77.76	12:12:28.130
6 -	1:44.176	3.107	76.92	12:14:12.306
7 -	1:42.118 (3)	1.049	78.47	12:15:54.424
8 -	1:42.005 (2)	0.936	78.56	12:17:36.429
9 -	1:43.688	2.619	77.28	12:19:20.117
10 -	1:41.069 (1)		79.28	12:21:01.186

P11 98 Terry DURDIN

LAP	LAP TIME	DIFF	MPH	TIME OF DAY
1 -	1:52.642	9.713	71.14	12:05:25.914
2 -	1:43.500 (2)	0.571	77.42	12:07:09.414
3 -	1:44.047	1.118	77.01	12:08:53.461
4 -	1:43.716	0.787	77.26	12:10:37.177
5 -	1:44.958	2.029	76.35	12:12:22.135
6 -	1:43.579 (3)	0.650	77.36	12:14:05.714
7 -	1:44.239	1.310	76.87	12:15:49.953
8 -	1:42.929 (1)		77.85	12:17:32.882
9 -	1:46.233	3.304	75.43	12:19:19.115
10 -	1:44.330	1.401	76.81	12:21:03.445

P12 11 Michael SAUNDERS

LAP	LAP TIME	DIFF	MPH	TIME OF DAY
1 -	1:57.595	9.349	68.14	12:05:30.867
2 -	1:48.246 (1)		74.03	12:07:19.113
3 -	1:48.609 (2)	0.363	73.78	12:09:07.722
4 -	1:50.968	2.722	72.21	12:10:58.690
5 -	1:52.397	4.151	71.29	12:12:51.087
6 -	1:51.235	2.989	72.04	12:14:42.322
7 -	1:50.196	1.950	72.72	12:16:32.518
8 -	1:50.668	2.422	72.41	12:18:23.186
9 -	1:49.116 (3)	0.870	73.44	12:20:12.302

P13 97 Nick PANCISI

LAP	LAP TIME	DIFF	MPH	TIME OF DAY
1 -	1:46.995	8.244	74.89	12:05:20.267
2 -	1:38.751 (1)		81.14	12:06:59.018
3 -	1:41.140 (3)	2.389	79.23	12:08:40.158
4 -	1:39.427 (2)	0.676	80.59	12:10:19.585
5 -	1:56.139 P	17.388	69.00	12:12:15.724

P14 24 Douglas KIBBLE

LAP	LAP TIME	DIFF	MPH	TIME OF DAY
1 -	1:54.118 (3)	7.625	70.22	12:05:27.390
2 -	1:46.493 (1)		75.25	12:07:13.883
3 -	1:46.945 (2)	0.452	74.93	12:09:00.828
4 -	2:15.336	28.843	59.21	12:11:16.164
5 -	2:10.178 P	23.685	61.55	12:13:26.342

Weather / Track : Cloudy / Dry

Results can be found at www.tsl-timing.com


Page 2 of 2

Oulton Park Island
 Circuit Length = 2.2260 miles
 Start: 12:03 Flag 12:19 End: 12:21

Printed - 12:22 Saturday, 16 August 2014

Luna Logistics Classic Formula Ford Championship - Repechage

RACE 7 - GRID

ROW 11	21	38 Benjamin HOPTON	22	1 Leandro GUEDES	
ROW 10		19	24 Douglas KIBBLE	20	150 Ian PARKINGTON
ROW 9	17	28 Alan FINCHAM	18	97 Nick PANCISI	
ROW 8		15	11 Michael SAUNDERS	16	8 Chris STUART
ROW 7	13	9 Phil ATTWOOD	14	98 Terry DURDIN	
ROW 6		11	81 Kevin MANSELL	12	16 Graham TERRY
ROW 5	9	69 Dave LOWE	10	53 Ian WOOD	
ROW 4		7	7 Jon NASH	8	51 Kevin HOWELL
ROW 3	5	14 Philip Michael WRIGLEY	6	32 David MALPAS	
ROW 2		3	27 Steve PEARCE	4	34 Colin WILLIAMS
ROW 1	1	82 Simon JACKSON	2	50 Matthew WRIGLEY	
Pole					
					

Car 1 - allowed to start from back of grid.

Oulton Park Island
Circuit Length = 2.2260 miles

These results are provisional until the conclusion of any judicial and technical matters.

Clerk Of Course :

Timekeeper :

Luna Logistics Classic Formula Ford Championship - Repechage

RACE 7 - CLASSIFICATION

POS	NO	CL	PIC NAME	ENTRY	LAPS	TIME	GAP	DIFF	MPH	BEST	ON
1	34	A	1 Colin WILLIAMS	PRS RH01	10	16:19.343			81.82	1:36.329	6
2	82	B	1 Simon JACKSON	Javelin JL5	10	16:19.520	0.177	0.177	81.81	1:36.195	10
3	150	I	1 Ian PARKINGTON	Royale RP26	10	16:22.676	3.333	3.156	81.54	1:35.868	6
4	27	A	2 Steve PEARCE	Van Diemen RF78	10	16:23.869	4.526	1.193	81.44	1:36.958	10
5	28 *	A	3 Alan FINCHAM	Van Diemen RF80	10	16:24.516	5.173	0.647	81.39	1:36.503	10
6	14	B	2 Philip Michael WRIGLEY	Elden MK8	10	16:26.692	7.349	2.176	81.21	1:37.265	7
7	7	A	4 Jon NASH	Ford Van Diemen	10	16:28.230	8.887	1.538	81.09	1:36.411	8
8	1	A	5 Leandro GUEDES	Van Diemen RF80	10	16:29.191	9.848	0.961	81.01	1:36.645	7
9	8	A	6 Chris STUART	Van Diemen RF80	10	16:29.976	10.633	0.785	80.94	1:35.591	8
10	32	A	7 David MALPAS	Van Diemen RF78	10	16:37.276	17.933	7.300	80.35	1:37.930	4
11	69	B	3 Dave LOWE	Lotus 69	10	16:40.092	20.749	2.816	80.12	1:37.695	7
12	81	A	8 Kevin MANSELL	Crossle Formula Ford	10	16:41.223	21.880	1.131	80.03	1:38.400	4
13	53	I	2 Ian WOOD	Royale Rp33	10	16:41.911	22.568	0.688	79.98	1:37.684	10
14	51	A	9 Kevin HOWELL	Ford PRS R01	10	16:53.849	34.506	11.938	79.04	1:40.254	7
15	98	A	10 Terry DURDIN	Crossle 25F	10	17:07.196	47.853	13.347	78.01	1:39.588	6
16	16 *	A	11 Graham TERRY	Van Diemen RF80	10	17:09.691	50.348	2.495	77.82	1:40.960	10
17	9	A	12 Phil ATTWOOD	Crossle 32F	10	17:16.518	57.175	6.827	77.31	1:40.475	4
18	50	B	4 Matthew WRIGLEY	Merlyn MK20	10	17:47.483	1:28.140	30.965	75.07	1:38.849	2
19	11	B	5 Michael SAUNDERS	Hawke DL11	9	16:31.802	1 Lap	1 Lap	72.71	1:46.340	5

FASTEST LAP

8	A	Chris STUART	Van Diemen RF80	8	1:35.591	83.83 mph	134.91 kph
150	I	Ian PARKINGTON	Royale RP26	6	1:35.868	83.58 mph	134.52 kph
82	B	Simon JACKSON	Javelin JL5	10	1:36.195	83.30 mph	134.06 kph

*CAR 16 & 28 - NO WORKING TRANSPONDER. Please fit for FINAL. (Reg. Q 12.2.1 refers)

Weather / Track : Cloudy / Dry

These results are provisional until the conclusion of any judicial and technical matters.

Oulton Park Island

Circuit Length = 2.2260 miles

Start: 15:07 Flag 15:23 End: 15:25

Clerk Of Course :

Timekeeper :

Luna Logistics Classic Formula Ford Championship - Repechage

RACE 7 - LAP CHART

LAP 1 @ 15:09:09.223			LAP 2 @ 15:10:47.101			LAP 3 @ 15:12:24.584			LAP 4 @ 15:14:03.553			LAP 5 @ 15:15:40.652		
NO	BEHIND	LAP TIME	NO	BEHIND	LAP TIME	NO	BEHIND	LAP TIME	NO	BEHIND	LAP TIME	NO	BEHIND	LAP TIME
34		1:42.825	34		1:37.878	34		1:37.483	82		1:38.943	82		1:37.099
82	0.430	1:43.255	82	0.299	1:37.747	82	0.026	1:37.210	27	0.843	1:38.895	27	1.191	1:37.447
27	1.453	1:44.278	27	0.950	1:37.375	27	0.917	1:37.450	34	1.367	1:40.336	34	1.260	1:36.992
50	2.438	1:45.263	50	3.409	1:38.849	14	4.243	1:37.550	14	3.375	1:38.101	14	4.525	1:38.249
14	2.688	1:45.513	14	4.176	1:39.366	50	5.073	1:39.147	7	3.933	1:37.166	28	6.190	1:37.738
7	3.033	1:45.858	32	5.117	1:39.316	7	5.736	1:38.006	50	5.432	1:39.328	150	6.564	1:36.906
32	3.679	1:46.504	7	5.213	1:40.058	28	7.366	1:38.303	28	5.551	1:37.154	7	7.663	1:40.829
69	4.154	1:46.979	69	5.299	1:39.023	32	7.609	1:39.975	32	6.570	1:37.930	1	8.457	1:37.665
51	5.185	1:48.010	28	6.546	1:38.331	150	7.801	1:37.166	150	6.757	1:37.925	50	8.952	1:40.619
81	5.912	1:48.737	81	7.253	1:39.219	69	8.262	1:40.446	69	7.289	1:37.996	32	9.180	1:39.709
28	6.093	1:48.918	1	7.779	1:38.786	1	8.828	1:38.532	1	7.891	1:38.032	69	9.509	1:39.319
53	6.369	1:49.194	150	8.118	1:38.499	81	9.312	1:39.542	81	8.743	1:38.400	81	10.088	1:38.444
1	6.871	1:49.696	51	8.646	1:41.339	51	11.542	1:40.379	53	12.668	1:39.815	53	13.712	1:38.143
150	7.497	1:50.322	53	9.943	1:41.452	53	11.822	1:39.362	51	12.884	1:40.311	8	14.972	1:36.041
16	9.722	1:52.547	16	15.428	1:43.584	8	18.538	1:37.494	8	16.030	1:36.461	51	16.769	1:40.984
98	9.871	1:52.696	98	15.719	1:43.726	16	20.272	1:42.327	98	22.484	1:40.863	98	26.016	1:40.631
9	12.791	1:55.616	9	17.473	1:42.560	98	20.590	1:42.354	16	22.485	1:41.182	16	27.604	1:42.218
11	18.053	2:00.878	8	18.527	1:37.720	9	21.954	1:41.964	9	23.460	1:40.475	9	28.781	1:42.420
8	18.685	2:01.510	11	27.700	1:47.525	11	36.976	1:46.759	11	49.017	1:51.010	11	58.258	1:46.340

Weather / Track : Cloudy / Dry

Results can be found at www.tsl-timing.com

Page 1 of 2

Oulton Park Island
 Circuit Length = 2.2260 miles
 Start: 15:07 Flag 15:23 End: 15:25

Printed - 15:26 Saturday, 16 August 2014

Luna Logistics Classic Formula Ford Championship - Repechage

RACE 7 - LAP CHART

LAP 6 @ 15:17:17.618			LAP 7 @ 15:18:54.667			LAP 8 @ 15:20:31.659			LAP 9 @ 15:22:09.372			LAP 10 @ 15:23:45.741		
NO	BEHIND	LAP TIME	NO	BEHIND	LAP TIME	NO	BEHIND	LAP TIME	NO	BEHIND	LAP TIME	NO	BEHIND	LAP TIME
82		1:36.966	82		1:37.049	82		1:36.992	34		1:37.656	34		1:36.369
34	0.623	1:36.329	34	0.173	1:36.599	34	0.057	1:36.876	82	0.351	1:38.064	82	0.177	1:36.195
27	2.033	1:37.808	27	3.001	1:38.017	27	3.216	1:37.207	150	3.428	1:37.017	150	3.333	1:36.274
14	5.289	1:37.730	150	4.951	1:36.534	150	4.124	1:36.165	27	3.937	1:38.434	27	4.526	1:36.958
150	5.466	1:35.868	14	5.505	1:37.265	14	5.819	1:37.306	28	5.039	1:36.586	28	5.173	1:36.503
28	6.175	1:36.951	28	5.733	1:36.607	28	6.166	1:37.425	14	5.814	1:37.708	14	7.349	1:37.904
7	8.097	1:37.400	7	7.678	1:36.630	7	7.097	1:36.411	7	6.282	1:36.898	7	8.887	1:38.974
1	9.917	1:38.426	1	9.513	1:36.645	1	9.219	1:36.698	1	8.236	1:36.730	1	9.848	1:37.981
32	11.211	1:38.997	32	12.682	1:38.520	8	12.073	1:35.591	8	10.383	1:36.023	8	10.633	1:36.619
81	13.447	1:40.325	8	13.474	1:36.107	32	14.088	1:38.398	32	14.974	1:38.599	11	1 Lap	1:56.269
8	14.416	1:36.410	81	15.270	1:38.872	69	17.222	1:38.870	69	18.484	1:38.975	32	17.933	1:39.328
69	14.698	1:42.155	69	15.344	1:37.695	81	18.617	1:40.339	81	19.626	1:38.722	69	20.749	1:38.634
53	16.432	1:39.686	53	18.797	1:39.414	53	19.875	1:38.070	53	21.253	1:39.091	81	21.880	1:38.623
51	20.502	1:40.699	51	23.707	1:40.254	51	27.290	1:40.575	51	30.057	1:40.480	53	22.568	1:37.684
50	24.113	1:52.127 P	98	31.177	1:39.588	98	34.080	1:39.895	98	41.613	1:45.246	51	34.506	1:40.818
98	28.638	1:39.588	16	36.532	1:41.715	16	41.759	1:42.219	16	45.757	1:41.711	98	47.853	1:42.609
16	31.866	1:41.228	9	39.177	1:42.889	9	44.648	1:42.463	9	49.974	1:43.039	16	50.348	1:40.960
9	33.337	1:41.522	50	1:15.797	2:28.733	50	1:20.477	1:41.672	50	1:23.344	1:40.580	9	57.175	1:43.570
11	1:07.865	1:46.573	11	1:19.100	1:48.284	11	1:30.272	1:48.164				50	1:28.140	1:41.165

Weather / Track : Cloudy / Dry

Luna Logistics Classic Formula Ford Championship - Repechage

RACE 7 - LAP ANALYSIS

DIFF = Difference To Personal Best Lap

P1 34 Colin WILLIAMS				
LAP	LAP TIME	DIFF	MPH	TIME OF DAY
1 -	1:42.825	6.496	77.93	15:09:09.223
2 -	1:37.878	1.549	81.87	15:10:47.101
3 -	1:37.483	1.154	82.20	15:12:24.584
4 -	1:40.336	4.007	79.86	15:14:04.920
5 -	1:36.992	0.663	82.62	15:15:41.912
6 -	1:36.329 (1)		83.18	15:17:18.241
7 -	1:36.599 (3)	0.270	82.95	15:18:54.840
8 -	1:36.876	0.547	82.72	15:20:31.716
9 -	1:37.656	1.327	82.05	15:22:09.372
10 -	1:36.369 (2)	0.040	83.15	15:23:45.741

P2 82 Simon JACKSON				
LAP	LAP TIME	DIFF	MPH	TIME OF DAY
1 -	1:43.255	7.060	77.60	15:09:09.653
2 -	1:37.747	1.552	81.98	15:10:47.400
3 -	1:37.210	1.015	82.43	15:12:24.610
4 -	1:38.943	2.748	80.99	15:14:03.553
5 -	1:37.099	0.904	82.53	15:15:40.652
6 -	1:36.966 (2)	0.771	82.64	15:17:17.618
7 -	1:37.049	0.854	82.57	15:18:54.667
8 -	1:36.992 (3)	0.797	82.62	15:20:31.659
9 -	1:38.064	1.869	81.71	15:22:09.723
10 -	1:36.195 (1)		83.30	15:23:45.918

P3 150 Ian PARKINGTON				
LAP	LAP TIME	DIFF	MPH	TIME OF DAY
1 -	1:50.322	14.454	72.63	15:09:16.720
2 -	1:38.499	2.631	81.35	15:10:55.219
3 -	1:37.166	1.298	82.47	15:12:32.385
4 -	1:37.925	2.057	81.83	15:14:10.310
5 -	1:36.906	1.038	82.69	15:15:47.216
6 -	1:35.868 (1)		83.58	15:17:23.084
7 -	1:36.534	0.666	83.01	15:18:59.618
8 -	1:36.165 (2)	0.297	83.33	15:20:35.783
9 -	1:37.017	1.149	82.59	15:22:12.800
10 -	1:36.274 (3)	0.406	83.23	15:23:49.074

P4 27 Steve PEARCE				
LAP	LAP TIME	DIFF	MPH	TIME OF DAY
1 -	1:44.278	7.320	76.84	15:09:10.676
2 -	1:37.375 (3)	0.417	82.29	15:10:48.051
3 -	1:37.450	0.492	82.23	15:12:25.501
4 -	1:38.895	1.937	81.03	15:14:04.396
5 -	1:37.447	0.489	82.23	15:15:41.843
6 -	1:37.808	0.850	81.93	15:17:19.651
7 -	1:38.017	1.059	81.75	15:18:57.668
8 -	1:37.207 (2)	0.249	82.43	15:20:34.875
9 -	1:38.434	1.476	81.41	15:22:13.309
10 -	1:36.958 (1)		82.65	15:23:50.267

P5 28 Alan FINCHAM				
LAP	LAP TIME	DIFF	MPH	TIME OF DAY
1 -	1:48.918	12.415	73.57	15:09:15.316
2 -	1:38.331	1.828	81.49	15:10:53.647
3 -	1:38.303	1.800	81.51	15:12:31.950
4 -	1:37.154	0.651	82.48	15:14:09.104
5 -	1:37.738	1.235	81.99	15:15:46.842
6 -	1:36.951	0.448	82.65	15:17:23.793

DIFF = Difference To Personal Best Lap

7 -	1:36.607 (3)	0.104	82.95	15:19:00.400
8 -	1:37.425	0.922	82.25	15:20:37.825
9 -	1:36.586 (2)	0.083	82.96	15:22:14.411
10 -	1:36.503 (1)		83.03	15:23:50.914

P6 14 Philip Michael WRIGLEY				
LAP	LAP TIME	DIFF	MPH	TIME OF DAY
1 -	1:45.513	8.248	75.94	15:09:11.911
2 -	1:39.366	2.101	80.64	15:10:51.277
3 -	1:37.550 (3)	0.285	82.14	15:12:28.827
4 -	1:38.101	0.836	81.68	15:14:06.928
5 -	1:38.249	0.984	81.56	15:15:45.177
6 -	1:37.730	0.465	81.99	15:17:22.907
7 -	1:37.265 (1)		82.38	15:19:00.172
8 -	1:37.306 (2)	0.041	82.35	15:20:37.478
9 -	1:37.708	0.443	82.01	15:22:15.186
10 -	1:37.904	0.639	81.85	15:23:53.090

P7 7 Jon NASH				
LAP	LAP TIME	DIFF	MPH	TIME OF DAY
1 -	1:45.858	9.447	75.70	15:09:12.256
2 -	1:40.058	3.647	80.08	15:10:52.314
3 -	1:38.006	1.595	81.76	15:12:30.320
4 -	1:37.166	0.755	82.47	15:14:07.486
5 -	1:40.829	4.418	79.47	15:15:48.315
6 -	1:37.400	0.989	82.27	15:17:25.715
7 -	1:36.630 (2)	0.219	82.93	15:19:02.345
8 -	1:36.411 (1)		83.11	15:20:38.756
9 -	1:36.898 (3)	0.487	82.70	15:22:15.654
10 -	1:38.974	2.563	80.96	15:23:54.628

P8 1 Leandro GUEDES				
LAP	LAP TIME	DIFF	MPH	TIME OF DAY
1 -	1:49.696	13.051	73.05	15:09:16.094
2 -	1:38.786	2.141	81.12	15:10:54.880
3 -	1:38.532	1.887	81.32	15:12:33.412
4 -	1:38.032	1.387	81.74	15:14:11.444
5 -	1:37.665	1.020	82.05	15:15:49.109
6 -	1:38.426	1.781	81.41	15:17:27.535
7 -	1:36.645 (1)		82.91	15:19:04.180
8 -	1:36.698 (2)	0.053	82.87	15:20:40.878
9 -	1:36.730 (3)	0.085	82.84	15:22:17.608
10 -	1:37.981	1.336	81.78	15:23:55.589

P9 8 Chris STUART				
LAP	LAP TIME	DIFF	MPH	TIME OF DAY
1 -	2:01.510	25.919	65.94	15:09:27.908
2 -	1:37.720	2.129	82.00	15:11:05.628
3 -	1:37.494	1.903	82.19	15:12:43.122
4 -	1:36.461	0.870	83.07	15:14:19.583
5 -	1:36.041 (3)	0.450	83.43	15:15:55.624
6 -	1:36.410	0.819	83.12	15:17:32.034
7 -	1:36.107	0.516	83.38	15:19:08.141
8 -	1:35.591 (1)		83.83	15:20:43.732
9 -	1:36.023 (2)	0.432	83.45	15:22:19.755
10 -	1:36.619	1.028	82.94	15:23:56.374

P10 32 David MALPAS				
LAP	LAP TIME	DIFF	MPH	TIME OF DAY
1 -	1:46.504	8.574	75.24	15:09:12.902

Oulton Park Island
Circuit Length = 2.2260 miles
Start: 15:07 Flag 15:23 End: 15:25

Weather / Track : Cloudy / Dry

Luna Logistics Classic Formula Ford Championship - Repechage

RACE 7 - LAP ANALYSIS

DIFF = Difference To Personal Best Lap

2 -	1:39.316	1.386	80.68	15:10:52.218
3 -	1:39.975	2.045	80.15	15:12:32.193
4 -	1:37.930 (1)		81.82	15:14:10.123
5 -	1:39.709	1.779	80.36	15:15:49.832
6 -	1:38.997	1.067	80.94	15:17:28.829
7 -	1:38.520 (3)	0.590	81.33	15:19:07.349
8 -	1:38.398 (2)	0.468	81.44	15:20:45.747
9 -	1:38.599	0.669	81.27	15:22:24.346
10 -	1:39.328	1.398	80.67	15:24:03.674

P11 69 Dave LOWE

LAP	LAP TIME	DIFF	MPH	TIME OF DAY
1 -	1:46.979	9.284	74.90	15:09:13.377
2 -	1:39.023	1.328	80.92	15:10:52.400
3 -	1:40.446	2.751	79.78	15:12:32.846
4 -	1:37.996 (2)	0.301	81.77	15:14:10.842
5 -	1:39.319	1.624	80.68	15:15:50.161
6 -	1:42.155	4.460	78.44	15:17:32.316
7 -	1:37.695 (1)		82.02	15:19:10.011
8 -	1:38.870	1.175	81.05	15:20:48.881
9 -	1:38.975	1.280	80.96	15:22:27.856
10 -	1:38.634 (3)	0.939	81.24	15:24:06.490

P12 81 Kevin MANSELL

LAP	LAP TIME	DIFF	MPH	TIME OF DAY
1 -	1:48.737	10.337	73.69	15:09:15.135
2 -	1:39.219	0.819	80.76	15:10:54.354
3 -	1:39.542	1.142	80.50	15:12:33.896
4 -	1:38.400 (1)		81.43	15:14:12.296
5 -	1:38.444 (2)	0.044	81.40	15:15:50.740
6 -	1:40.325	1.925	79.87	15:17:31.065
7 -	1:38.872	0.472	81.05	15:19:09.937
8 -	1:40.339	1.939	79.86	15:20:50.276
9 -	1:38.722	0.322	81.17	15:22:28.998
10 -	1:38.623 (3)	0.223	81.25	15:24:07.621

P13 53 Ian WOOD

LAP	LAP TIME	DIFF	MPH	TIME OF DAY
1 -	1:49.194	11.510	73.38	15:09:15.592
2 -	1:41.452	3.768	78.98	15:10:57.044
3 -	1:39.362	1.678	80.65	15:12:36.406
4 -	1:39.815	2.131	80.28	15:14:16.221
5 -	1:38.143 (3)	0.459	81.65	15:15:54.364
6 -	1:39.686	2.002	80.38	15:17:34.050
7 -	1:39.414	1.730	80.60	15:19:13.464
8 -	1:38.070 (2)	0.386	81.71	15:20:51.534
9 -	1:39.091	1.407	80.87	15:22:30.625
10 -	1:37.684 (1)		82.03	15:24:08.309

P14 51 Kevin HOWELL

LAP	LAP TIME	DIFF	MPH	TIME OF DAY
1 -	1:48.010	7.756	74.19	15:09:14.408
2 -	1:41.339	1.085	79.07	15:10:55.747
3 -	1:40.379 (3)	0.125	79.83	15:12:36.126
4 -	1:40.311 (2)	0.057	79.88	15:14:16.437
5 -	1:40.984	0.730	79.35	15:15:57.421
6 -	1:40.699	0.445	79.57	15:17:38.120
7 -	1:40.254 (1)		79.93	15:19:18.374
8 -	1:40.575	0.321	79.67	15:20:58.949
9 -	1:40.480	0.226	79.75	15:22:39.429
10 -	1:40.818	0.564	79.48	15:24:20.247

DIFF = Difference To Personal Best Lap

P15 98 Terry DURDIN				
LAP	LAP TIME	DIFF	MPH	TIME OF DAY
1 -	1:52.696	13.108	71.10	15:09:19.094
2 -	1:43.726	4.138	77.25	15:11:02.820
3 -	1:42.354	2.766	78.29	15:12:45.174
4 -	1:40.863	1.275	79.45	15:14:26.037
5 -	1:40.631	1.043	79.63	15:16:06.668
6 -	1:39.588 (1)		80.46	15:17:46.256
7 -	1:39.588 (1)		80.46	15:19:25.844
8 -	1:39.895 (3)	0.307	80.22	15:21:05.739
9 -	1:45.246	5.658	76.14	15:22:50.985
10 -	1:42.609	3.021	78.09	15:24:33.594

P16 16 Graham TERRY

LAP	LAP TIME	DIFF	MPH	TIME OF DAY
1 -	1:52.547	11.587	71.20	15:09:18.945
2 -	1:43.584	2.624	77.36	15:11:02.529
3 -	1:42.327	1.367	78.31	15:12:44.856
4 -	1:41.182 (2)	0.222	79.19	15:14:26.038
5 -	1:42.218	1.258	78.39	15:16:08.256
6 -	1:41.228 (3)	0.268	79.16	15:17:49.484
7 -	1:41.715	0.755	78.78	15:19:31.199
8 -	1:42.219	1.259	78.39	15:21:13.418
9 -	1:41.711	0.751	78.78	15:22:55.129
10 -	1:40.960 (1)		79.37	15:24:36.089

P17 9 Phil ATTWOOD

LAP	LAP TIME	DIFF	MPH	TIME OF DAY
1 -	1:55.616	15.141	69.31	15:09:22.014
2 -	1:42.560	2.085	78.13	15:11:04.574
3 -	1:41.964 (3)	1.489	78.59	15:12:46.538
4 -	1:40.475 (1)		79.75	15:14:27.013
5 -	1:42.420	1.945	78.24	15:16:09.433
6 -	1:41.522 (2)	1.047	78.93	15:17:50.955
7 -	1:42.889	2.414	77.88	15:19:33.844
8 -	1:42.463	1.988	78.20	15:21:16.307
9 -	1:43.039	2.564	77.77	15:22:59.346
10 -	1:43.570	3.095	77.37	15:24:42.916

P18 50 Matthew WRIGLEY

LAP	LAP TIME	DIFF	MPH	TIME OF DAY
1 -	1:45.263	6.414	76.12	15:09:11.661
2 -	1:38.849 (1)		81.06	15:10:50.510
3 -	1:39.147 (2)	0.298	80.82	15:12:29.657
4 -	1:39.328 (3)	0.479	80.67	15:14:08.985
5 -	1:40.619	1.770	79.64	15:15:49.604
6 -	1:52.127 P	13.278	71.46	15:17:41.731
7 -	2:28.733	49.884	53.87	15:20:10.464
8 -	1:41.672	2.823	78.81	15:21:52.136
9 -	1:40.580	1.731	79.67	15:23:32.716
10 -	1:41.165	2.316	79.21	15:25:13.881

P19 11 Michael SAUNDERS

LAP	LAP TIME	DIFF	MPH	TIME OF DAY
1 -	2:00.878	14.538	66.29	15:09:27.276
2 -	1:47.525	1.185	74.52	15:11:14.801
3 -	1:46.759 (3)	0.419	75.06	15:13:01.560
4 -	1:51.010	4.670	72.18	15:14:52.570
5 -	1:46.340 (1)		75.35	15:16:38.910

Weather / Track : Cloudy / Dry

Oulton Park Island
Circuit Length = 2.2260 miles
Start: 15:07 Flag 15:23 End: 15:25

Luna Logistics Classic Formula Ford Championship - Repechage


RACE 7 - LAP ANALYSIS

DIFF = Difference To Personal Best Lap

6 -	1:46.573 (2)	0.233	75.19	15:18:25.483
7 -	1:48.284	1.944	74.00	15:20:13.767
8 -	1:48.164	1.824	74.08	15:22:01.931
9 -	1:56.269	9.929	68.92	15:23:58.200

Luna Logistics Classic Formula Ford Championship - Final

RACE 12 - GRID - AMENDED

ROW 12	23	50	Matthew WRIGLEY	24	11	Michael SAUNDERS
ROW 11	21	16	Graham TERRY	22	9	Phil ATTWOOD
ROW 10	19	51	Kevin HOWELL	20	98	Terry DURDIN
ROW 9	17	81	Kevin MANSELL	18	53	Ian WOOD
ROW 8	15	32	David MALPAS	16	69	Dave LOWE
ROW 7	13	1	Leandro GUEDES	14	8	Chris STUART
ROW 6	11	14	Phillip Michael WRIGLEY	12	7	Jon NASH
ROW 5	9	27	Steve PEARCE	10	28	Alan FINCHAM
ROW 4	7	82	Simon JACKSON	8	150	Ian PARKINGTON
ROW 3	5	19	Matthew DUNNE	6	89	Ted PEARSON
ROW 2	3	49	Andrew SMITH	4	13	Stuart KESTENBAUM
ROW 1	1	6	Mike GARDNER	2	43	Callum GRANT
Pole						
						

CAR 34 - WITHDRAWN

Oulton Park Island
Circuit Length = 2.2260 miles

These results are provisional until the conclusion of any judicial and technical matters.

Clerk Of Course :

Timekeeper :

Luna Logistics Classic Formula Ford Championship - Final

RACE 12 - CLASSIFICATION

POS	NO	CL	PIC NAME	ENTRY	LAPS	TIME	GAP	DIFF	MPH	BEST	ON
1	6	A	1 Mike GARDNER	Crossle 30F	10	15:49.552			84.39	1:34.092	4
2	43	B	1 Callum GRANT	Merlyn MK20A	10	15:50.491	0.939	0.939	84.31	1:33.948	6
3	49	B	2 Andrew SMITH	Van Diemen FA73	10	16:05.145	15.593	14.654	83.02	1:34.905	3
4	13	A	2 Stuart KESTENBAUM	Van Diemen RF79	10	16:05.292	15.740	0.147	83.01	1:34.469	6
5	19	B	3 Matthew DUNNE	Crossle 35F	10	16:05.460	15.908	0.168	83.00	1:34.998	4
6	89	A	3 Ted PEARSON	Crossle 32F	10	16:05.709	16.157	0.249	82.98	1:34.837	2
7	150	I	1 Ian PARKINGTON	Royale RP26	10	16:10.566	21.014	4.857	82.56	1:35.866	4
8	82	B	4 Simon JACKSON	Javelin JL5	10	16:16.617	27.065	6.051	82.05	1:35.868	10
9	28	A	4 Alan FINCHAM	Van Diemen RF80	10	16:17.463	27.911	0.846	81.98	1:36.334	7
10	7	A	5 Jon NASH	Ford Van Diemen	10	16:17.868	28.316	0.405	81.94	1:35.961	7
11	8	A	6 Chris STUART	Van Diemen RF80	10	16:19.173	29.621	1.305	81.84	1:36.182	7
12	1	A	7 Leandro GUEDES	Van Diemen RF80	10	16:27.942	38.390	8.769	81.11	1:36.480	4
13	50	B	5 Matthew WRIGLEY	Merlyn MK20	10	16:36.178	46.626	8.236	80.44	1:37.197	6
14	32	A	8 David MALPAS	Van Diemen RF78	10	16:36.627	47.075	0.449	80.40	1:37.998	2
15	14	B	6 Philip Michael WRIGLEY	Elden MK8	10	16:36.734	47.182	0.107	80.39	1:37.646	3
16	69	B	7 Dave LOWE	Lotus 69	10	16:40.399	50.847	3.665	80.10	1:37.885	3
17	51	A	9 Kevin HOWELL	Ford PRS R01	10	16:47.962	58.410	7.563	79.50	1:39.082	3
18	98	A	10 Terry DURDIN	Crossle 25F	10	16:53.502	1:03.950	5.540	79.06	1:38.564	4
19	16	A	11 Graham TERRY	Van Diemen RF80	10	17:10.652	1:21.100	17.150	77.75	1:40.983	6
20	11	B	8 Michael SAUNDERS	Hawke DL11	9	16:27.157	1 Lap	1 Lap	73.06	1:46.085	2

NOT CLASSIFIED

DNF	53	I	Ian WOOD	Royale Rp33	7	12:11.712	3 Laps	2 Laps	76.66	1:39.168	2
DNF	9	A	Phil ATTWOOD	Crossle 32F	4	7:35.200	6 Laps	3 Laps	70.41	1:47.484	2
DNF	27	A	Steve PEARCE	Van Diemen RF78	2	3:22.490	8 Laps	2 Laps	79.15	1:36.998	2

FASTEST LAP

43	B	Callum GRANT	Merlyn MK20A	6	1:33.948	85.29 mph	137.27 kph
6	A	Mike GARDNER	Crossle 30F	4	1:34.092	85.16 mph	137.06 kph
150	I	Ian PARKINGTON	Royale RP26	4	1:35.866	83.59 mph	134.52 kph

CARS 16 & 28 - NO WORKING TRANSPONDER. (Reg. Q 12.2.1 refers)

Weather / Track : Cloudy / Dry

These results are provisional until the conclusion of any judicial and technical matters.

Oulton Park Island

Circuit Length = 2.2260 miles

Start: 18:03 Flag 18:19 End: 00:00

Clerk Of Course :	Timekeeper :
-------------------	--------------

Luna Logistics Classic Formula Ford Championship - Final

RACE 12 - LAP CHART

LAP 1 @ 18:05:38.907			LAP 2 @ 18:07:13.735			LAP 3 @ 18:08:47.923			LAP 4 @ 18:10:22.015			LAP 5 @ 18:11:56.237		
NO	BEHIND	LAP TIME	NO	BEHIND	LAP TIME	NO	BEHIND	LAP TIME	NO	BEHIND	LAP TIME	NO	BEHIND	LAP TIME
6		1:40.227	6		1:34.828	6		1:34.188	6		1:34.092	6		1:34.222
49	1.395	1:41.622	43	1.277	1:34.653	43	1.440	1:34.351	43	1.727	1:34.379	43	1.869	1:34.364
43	1.452	1:41.679	49	2.015	1:35.448	49	2.732	1:34.905	49	3.674	1:35.034	49	4.713	1:35.261
13	2.192	1:42.419	13	2.779	1:35.415	13	4.129	1:35.538	13	5.445	1:35.408	13	6.040	1:34.817
89	3.201	1:43.428	89	3.210	1:34.837	89	4.595	1:35.573	89	5.737	1:35.234	89	6.717	1:35.202
19	3.413	1:43.640	19	4.074	1:35.489	19	5.171	1:35.285	19	6.077	1:34.998	19	7.443	1:35.588
150	4.028	1:44.255	150	5.280	1:36.080	150	7.208	1:36.116	150	8.982	1:35.866	150	10.755	1:35.995
27	5.265	1:45.492	27	7.435	1:36.998	28	11.168	1:37.414	82	14.033	1:36.649	82	16.385	1:36.574
28	5.550	1:45.777	28	7.942	1:37.220	82	11.476	1:36.389	28	14.483	1:37.407	28	16.741	1:36.480
7	6.048	1:46.275	7	8.879	1:37.659	7	12.029	1:37.338	7	14.908	1:36.971	7	18.242	1:37.556
1	6.553	1:46.780	82	9.275	1:36.129	8	12.212	1:36.338	8	15.349	1:37.229	8	18.358	1:37.231
82	7.974	1:48.201	8	10.062	1:36.378	1	13.565	1:36.766	1	15.953	1:36.480	1	18.997	1:37.266
8	8.512	1:48.739	1	10.987	1:39.262	32	16.426	1:38.086	32	20.618	1:38.284	32	25.057	1:38.661
14	9.021	1:49.248	32	12.528	1:37.998	14	16.861	1:37.646	14	20.920	1:38.151	14	25.465	1:38.767
32	9.358	1:49.585	14	13.403	1:39.210	69	17.381	1:37.885	69	21.410	1:38.121	69	25.946	1:38.758
51	10.301	1:50.528	69	13.684	1:38.148	51	20.097	1:39.082	50	24.701	1:38.379	50	28.501	1:38.022
69	10.364	1:50.591	51	15.203	1:39.730	50	20.414	1:38.619	51	25.846	1:39.841	51	30.805	1:39.181
50	11.855	1:52.082	50	15.983	1:38.956	98	21.555	1:38.979	98	26.027	1:38.564	98	31.709	1:39.904
98	12.048	1:52.275	98	16.764	1:39.544	53	22.959	1:39.360	53	28.487	1:39.620	53	34.851	1:40.586
53	13.447	1:53.674	53	17.787	1:39.168	16	29.284	1:42.450	16	37.348	1:42.156	16	45.284	1:42.158
16	14.350	1:54.577	16	21.022	1:41.500	11	42.701	1:48.352	11	57.715	1:49.106	11	1:11.900	1:48.407
11	17.280	1:57.507	11	28.537	1:46.085	9	48.211	1:50.873	9	1:11.865	1:57.746			
9	18.870	1:59.097	9	31.526	1:47.484									

Weather / Track : Cloudy / Dry

Luna Logistics Classic Formula Ford Championship - Final

RACE 12 - LAP CHART

LAP 6 @ 18:13:30.455			LAP 7 @ 18:15:04.701			LAP 8 @ 18:16:39.450			LAP 9 @ 18:18:13.561			LAP 10 @ 18:19:48.232		
NO	BEHIND	LAP TIME	NO	BEHIND	LAP TIME	NO	BEHIND	LAP TIME	NO	BEHIND	LAP TIME	NO	BEHIND	LAP TIME
6		1:34.218	6		1:34.246	6		1:34.749	6		1:34.111	6		1:34.671
43	1.599	1:33.948	43	1.479	1:34.126	43	1.570	1:34.840	43	1.605	1:34.146	43	0.939	1:34.005
49	6.014	1:35.519	49	8.402	1:36.634	11	1 Lap	1:49.579	49	13.082	1:36.910	49	15.593	1:37.182
13	6.291	1:34.469	13	8.994	1:36.949	49	10.283	1:36.630	13	13.565	1:37.208	13	15.740	1:36.846
89	7.587	1:35.088	89	9.112	1:35.771	13	10.468	1:36.223	89	14.022	1:37.374	19	15.908	1:36.450
19	8.280	1:35.055	19	9.482	1:35.448	89	10.759	1:36.396	19	14.129	1:37.374	89	16.157	1:36.806
150	12.447	1:35.910	150	15.045	1:36.844	19	10.866	1:36.133	150	19.262	1:36.860	150	21.014	1:36.423
82	18.515	1:36.348	82	20.919	1:36.650	150	16.513	1:36.217	11	1 Lap	1:50.341	82	27.065	1:35.868
28	18.911	1:36.388	28	20.999	1:36.334	28	22.866	1:36.616	82	25.868	1:36.766	28	27.911	1:36.643
7	20.975	1:36.951	7	22.690	1:35.961	82	23.213	1:37.043	28	25.939	1:37.184	7	28.316	1:36.632
8	21.157	1:37.017	8	23.093	1:36.182	7	23.988	1:36.047	7	26.355	1:36.478	8	29.621	1:37.104
1	21.716	1:36.937	1	24.259	1:36.789	8	24.528	1:36.184	8	27.188	1:36.771	11	1 Lap	1:49.548
14	30.048	1:38.801	14	34.596	1:38.794	1	26.574	1:37.064	1	30.496	1:38.033	1	38.390	1:42.565
32	30.521	1:39.682	32	35.022	1:38.747	14	38.456	1:38.609	50	42.404	1:37.902	50	46.626	1:38.893
69	30.630	1:38.902	50	35.235	1:38.001	50	38.613	1:38.127	14	42.978	1:38.633	32	47.075	1:38.247
50	31.480	1:37.197	69	35.629	1:39.245	32	39.183	1:38.910	32	43.499	1:38.427	14	47.182	1:38.875
51	35.773	1:39.186	98	41.661	1:39.147	69	39.297	1:38.417	69	44.828	1:39.642	69	50.847	1:40.690
98	36.760	1:39.269	51	41.947	1:40.420	51	46.980	1:39.782	51	53.132	1:40.263	51	58.410	1:39.949
53	41.669	1:41.036	16	59.625	1:41.822	98	52.367	1:45.455	98	57.523	1:39.267	98	1:03.950	1:41.098
16	52.049	1:40.983	53	1:05.691	1:58.268 P	16	1:06.207	1:41.331	16	1:13.737	1:41.641	16	1:21.100	1:42.034
11	1:25.914	1:48.232												

Weather / Track : Cloudy / Dry

Oulton Park Island
 Circuit Length = 2.2260 miles
 Start: 18:03 Flag 18:19 End: 00:00

Luna Logistics Classic Formula Ford Championship - Final

RACE 12 - LAP ANALYSIS

DIFF = Difference To Personal Best Lap

P1 6 Mike GARDNER				
LAP	LAP TIME	DIFF	MPH	TIME OF DAY
1 -	1:40.227	6.135	79.95	18:05:38.907
2 -	1:34.828	0.736	84.50	18:07:13.735
3 -	1:34.188 (3)	0.096	85.08	18:08:47.923
4 -	1:34.092 (1)		85.16	18:10:22.015
5 -	1:34.222	0.130	85.05	18:11:56.237
6 -	1:34.218	0.126	85.05	18:13:30.455
7 -	1:34.246	0.154	85.02	18:15:04.701
8 -	1:34.749	0.657	84.57	18:16:39.450
9 -	1:34.111 (2)	0.019	85.15	18:18:13.561
10 -	1:34.671	0.579	84.64	18:19:48.232

P2 43 Callum GRANT				
LAP	LAP TIME	DIFF	MPH	TIME OF DAY
1 -	1:41.679	7.731	78.81	18:05:40.359
2 -	1:34.653	0.705	84.66	18:07:15.012
3 -	1:34.351	0.403	84.93	18:08:49.363
4 -	1:34.379	0.431	84.90	18:10:23.742
5 -	1:34.364	0.416	84.92	18:11:58.106
6 -	1:33.948 (1)		85.29	18:13:32.054
7 -	1:34.126 (3)	0.178	85.13	18:15:06.180
8 -	1:34.840	0.892	84.49	18:16:41.020
9 -	1:34.146	0.198	85.11	18:18:15.166
10 -	1:34.005 (2)	0.057	85.24	18:19:49.171

P3 49 Andrew SMITH				
LAP	LAP TIME	DIFF	MPH	TIME OF DAY
1 -	1:41.622	6.717	78.85	18:05:40.302
2 -	1:35.448	0.543	83.95	18:07:15.750
3 -	1:34.905 (1)		84.43	18:08:50.655
4 -	1:35.034 (2)	0.129	84.32	18:10:25.689
5 -	1:35.261 (3)	0.356	84.12	18:12:00.950
6 -	1:35.519	0.614	83.89	18:13:36.469
7 -	1:36.634	1.729	82.92	18:15:13.103
8 -	1:36.630	1.725	82.93	18:16:49.733
9 -	1:36.910	2.005	82.69	18:18:26.643
10 -	1:37.182	2.277	82.45	18:20:03.825

P4 13 Stuart KESTENBAUM				
LAP	LAP TIME	DIFF	MPH	TIME OF DAY
1 -	1:42.419	7.950	78.24	18:05:41.099
2 -	1:35.415	0.946	83.98	18:07:16.514
3 -	1:35.538	1.069	83.87	18:08:52.052
4 -	1:35.408 (3)	0.939	83.99	18:10:27.460
5 -	1:34.817 (2)	0.348	84.51	18:12:02.277
6 -	1:34.469 (1)		84.82	18:13:36.746
7 -	1:36.949	2.480	82.65	18:15:13.695
8 -	1:36.223	1.754	83.28	18:16:49.918
9 -	1:37.208	2.739	82.43	18:18:27.126
10 -	1:36.846	2.377	82.74	18:20:03.972

P5 19 Matthew DUNNE				
LAP	LAP TIME	DIFF	MPH	TIME OF DAY
1 -	1:43.640	8.642	77.32	18:05:42.320
2 -	1:35.489	0.491	83.92	18:07:17.809
3 -	1:35.285 (3)	0.287	84.10	18:08:53.094
4 -	1:34.998 (1)		84.35	18:10:28.092
5 -	1:35.588	0.590	83.83	18:12:03.680
6 -	1:35.055 (2)	0.057	84.30	18:13:38.735

DIFF = Difference To Personal Best Lap

7 -	1:35.448	0.450	83.95	18:15:14.183
8 -	1:36.133	1.135	83.35	18:16:50.316
9 -	1:37.374	2.376	82.29	18:18:27.690
10 -	1:36.450	1.452	83.08	18:20:04.140

P6 89 Ted PEARSON				
LAP	LAP TIME	DIFF	MPH	TIME OF DAY
1 -	1:43.428	8.591	77.47	18:05:42.108
2 -	1:34.837 (1)		84.49	18:07:16.945
3 -	1:35.573	0.736	83.84	18:08:52.518
4 -	1:35.234	0.397	84.14	18:10:27.752
5 -	1:35.202 (3)	0.365	84.17	18:12:02.954
6 -	1:35.088 (2)	0.251	84.27	18:13:38.042
7 -	1:35.771	0.934	83.67	18:15:13.813
8 -	1:36.396	1.559	83.13	18:16:50.209
9 -	1:37.374	2.537	82.29	18:18:27.583
10 -	1:36.806	1.969	82.77	18:20:04.389

P7 150 Ian PARKINGTON				
LAP	LAP TIME	DIFF	MPH	TIME OF DAY
1 -	1:44.255	8.389	76.86	18:05:42.935
2 -	1:36.080	0.214	83.40	18:07:19.015
3 -	1:36.116	0.250	83.37	18:08:55.131
4 -	1:35.866 (1)		83.59	18:10:30.997
5 -	1:35.995 (3)	0.129	83.47	18:12:06.992
6 -	1:35.910 (2)	0.044	83.55	18:13:42.902
7 -	1:36.844	0.978	82.74	18:15:19.746
8 -	1:36.217	0.351	83.28	18:16:55.963
9 -	1:36.860	0.994	82.73	18:18:32.823
10 -	1:36.423	0.557	83.10	18:20:09.246

P8 82 Simon JACKSON				
LAP	LAP TIME	DIFF	MPH	TIME OF DAY
1 -	1:48.201	12.333	74.06	18:05:46.881
2 -	1:36.129 (2)	0.261	83.36	18:07:23.010
3 -	1:36.389	0.521	83.13	18:08:59.399
4 -	1:36.649	0.781	82.91	18:10:36.048
5 -	1:36.574	0.706	82.97	18:12:12.622
6 -	1:36.348 (3)	0.480	83.17	18:13:48.970
7 -	1:36.650	0.782	82.91	18:15:25.620
8 -	1:37.043	1.175	82.57	18:17:02.663
9 -	1:36.766	0.898	82.81	18:18:39.429
10 -	1:35.868 (1)		83.58	18:20:15.297

P9 28 Alan FINCHAM				
LAP	LAP TIME	DIFF	MPH	TIME OF DAY
1 -	1:45.777	9.443	75.75	18:05:44.457
2 -	1:37.220	0.886	82.42	18:07:21.677
3 -	1:37.414	1.080	82.26	18:08:59.091
4 -	1:37.407	1.073	82.26	18:10:36.498
5 -	1:36.480 (3)	0.146	83.05	18:12:12.978
6 -	1:36.388 (2)	0.054	83.13	18:13:49.366
7 -	1:36.334 (1)		83.18	18:15:25.700
8 -	1:36.616	0.282	82.94	18:17:02.316
9 -	1:37.184	0.850	82.45	18:18:39.500
10 -	1:36.643	0.309	82.91	18:20:16.143

P10 7 Jon NASH				
LAP	LAP TIME	DIFF	MPH	TIME OF DAY
1 -	1:46.275	10.314	75.40	18:05:44.955

Weather / Track : Cloudy / Dry

Oulton Park Island
Circuit Length = 2.2260 miles
Start: 18:03 Flag 18:19 End: 00:00

Luna Logistics Classic Formula Ford Championship - Final

RACE 12 - LAP ANALYSIS

DIFF = Difference To Personal Best Lap

2 -	1:37.659	1.698	82.05	18:07:22.614
3 -	1:37.338	1.377	82.32	18:08:59.952
4 -	1:36.971	1.010	82.63	18:10:36.923
5 -	1:37.556	1.595	82.14	18:12:14.479
6 -	1:36.951	0.990	82.65	18:13:51.430
7 -	1:35.961 (1)		83.50	18:15:27.391
8 -	1:36.047 (2)	0.086	83.43	18:17:03.438
9 -	1:36.478 (3)	0.517	83.06	18:18:39.916
10 -	1:36.632	0.671	82.92	18:20:16.548

P11 8 Chris STUART

LAP	LAP TIME	DIFF	MPH	TIME OF DAY
1 -	1:48.739	12.557	73.69	18:05:47.419
2 -	1:36.378	0.196	83.14	18:07:23.797
3 -	1:36.338 (3)	0.156	83.18	18:09:00.135
4 -	1:37.229	1.047	82.41	18:10:37.364
5 -	1:37.231	1.049	82.41	18:12:14.595
6 -	1:37.017	0.835	82.59	18:13:51.612
7 -	1:36.182 (1)		83.31	18:15:27.794
8 -	1:36.184 (2)	0.002	83.31	18:17:03.978
9 -	1:36.771	0.589	82.80	18:18:40.749
10 -	1:37.104	0.922	82.52	18:20:17.853

P12 1 Leandro GUEDES

LAP	LAP TIME	DIFF	MPH	TIME OF DAY
1 -	1:46.780	10.300	75.04	18:05:45.460
2 -	1:39.262	2.782	80.73	18:07:24.722
3 -	1:36.766 (2)	0.286	82.81	18:09:01.488
4 -	1:36.480 (1)		83.05	18:10:37.968
5 -	1:37.266	0.786	82.38	18:12:15.234
6 -	1:36.937	0.457	82.66	18:13:52.171
7 -	1:36.789 (3)	0.309	82.79	18:15:28.960
8 -	1:37.064	0.584	82.55	18:17:06.024
9 -	1:38.033	1.553	81.74	18:18:44.057
10 -	1:42.565	6.085	78.13	18:20:26.622

P13 50 Matthew WRIGLEY

LAP	LAP TIME	DIFF	MPH	TIME OF DAY
1 -	1:52.082	14.885	71.49	18:05:50.762
2 -	1:38.956	1.759	80.98	18:07:29.718
3 -	1:38.619	1.422	81.25	18:09:08.337
4 -	1:38.379	1.182	81.45	18:10:46.716
5 -	1:38.022	0.825	81.75	18:12:24.738
6 -	1:37.197 (1)		82.44	18:14:01.935
7 -	1:38.001 (3)	0.804	81.77	18:15:39.936
8 -	1:38.127	0.930	81.66	18:17:18.063
9 -	1:37.902 (2)	0.705	81.85	18:18:55.965
10 -	1:38.893	1.696	81.03	18:20:34.858

P14 32 David MALPAS

LAP	LAP TIME	DIFF	MPH	TIME OF DAY
1 -	1:49.585	11.587	73.12	18:05:48.265
2 -	1:37.998 (1)		81.77	18:07:26.263
3 -	1:38.086 (2)	0.088	81.69	18:09:04.349
4 -	1:38.284	0.286	81.53	18:10:42.633
5 -	1:38.661	0.663	81.22	18:12:21.294
6 -	1:39.682	1.684	80.39	18:14:00.976
7 -	1:38.747	0.749	81.15	18:15:39.723
8 -	1:38.910	0.912	81.01	18:17:18.633
9 -	1:38.427	0.429	81.41	18:18:57.060
10 -	1:38.247 (3)	0.249	81.56	18:20:35.307

DIFF = Difference To Personal Best Lap

P15 14 Philip Michael WRIGLEY				
LAP	LAP TIME	DIFF	MPH	TIME OF DAY
1 -	1:49.248	11.602	73.35	18:05:47.928
2 -	1:39.210	1.564	80.77	18:07:27.138
3 -	1:37.646 (1)		82.06	18:09:04.784
4 -	1:38.151 (2)	0.505	81.64	18:10:42.935
5 -	1:38.767	1.121	81.13	18:12:21.702
6 -	1:38.801	1.155	81.10	18:14:00.503
7 -	1:38.794	1.148	81.11	18:15:39.297
8 -	1:38.609 (3)	0.963	81.26	18:17:17.906
9 -	1:38.633	0.987	81.24	18:18:56.539
10 -	1:38.875	1.229	81.04	18:20:35.414

P16 69 Dave LOWE

LAP	LAP TIME	DIFF	MPH	TIME OF DAY
1 -	1:50.591	12.706	72.46	18:05:49.271
2 -	1:38.148 (3)	0.263	81.64	18:07:27.419
3 -	1:37.885 (1)		81.86	18:09:05.304
4 -	1:38.121 (2)	0.236	81.67	18:10:43.425
5 -	1:38.758	0.873	81.14	18:12:22.183
6 -	1:38.902	1.017	81.02	18:14:01.085
7 -	1:39.245	1.360	80.74	18:15:40.330
8 -	1:38.417	0.532	81.42	18:17:18.747
9 -	1:39.642	1.757	80.42	18:18:58.389
10 -	1:40.690	2.805	79.58	18:20:39.079

P17 51 Kevin HOWELL

LAP	LAP TIME	DIFF	MPH	TIME OF DAY
1 -	1:50.528	11.446	72.50	18:05:49.208
2 -	1:39.730	0.648	80.35	18:07:28.938
3 -	1:39.082 (1)		80.87	18:09:08.020
4 -	1:39.841	0.759	80.26	18:10:47.861
5 -	1:39.181 (2)	0.099	80.79	18:12:27.042
6 -	1:39.186 (3)	0.104	80.79	18:14:06.228
7 -	1:40.420	1.338	79.80	18:15:46.648
8 -	1:39.782	0.700	80.31	18:17:26.430
9 -	1:40.263	1.181	79.92	18:19:06.693
10 -	1:39.949	0.867	80.17	18:20:46.642

P18 98 Terry DURDIN

LAP	LAP TIME	DIFF	MPH	TIME OF DAY
1 -	1:52.275	13.711	71.37	18:05:50.955
2 -	1:39.544	0.980	80.50	18:07:30.499
3 -	1:38.979 (2)	0.415	80.96	18:09:09.478
4 -	1:38.564 (1)		81.30	18:10:48.042
5 -	1:39.904	1.340	80.21	18:12:27.946
6 -	1:39.269	0.705	80.72	18:14:07.215
7 -	1:39.147 (3)	0.583	80.82	18:15:46.362
8 -	1:45.455	6.891	75.99	18:17:31.817
9 -	1:39.267	0.703	80.72	18:19:11.084
10 -	1:41.098	2.534	79.26	18:20:52.182

P19 16 Graham TERRY

LAP	LAP TIME	DIFF	MPH	TIME OF DAY
1 -	1:54.577	13.594	69.94	18:05:53.257
2 -	1:41.500 (3)	0.517	78.95	18:07:34.757
3 -	1:42.450	1.467	78.21	18:09:17.207
4 -	1:42.156	1.173	78.44	18:10:59.363
5 -	1:42.158	1.175	78.44	18:12:41.521

Weather / Track : Cloudy / Dry

Oulton Park Island
Circuit Length = 2.2260 miles
Start: 18:03 Flag 18:19 End: 00:00

Luna Logistics Classic Formula Ford Championship - Final

RACE 12 - LAP ANALYSIS

DIFF = Difference To Personal Best Lap

6 -	1:40.983 (1)		79.35	18:14:22.504
7 -	1:41.822	0.839	78.70	18:16:04.326
8 -	1:41.331 (2)	0.348	79.08	18:17:45.657
9 -	1:41.641	0.658	78.84	18:19:27.298
10 -	1:42.034	1.051	78.53	18:21:09.332

P20 11 Michael SAUNDERS

LAP	LAP TIME	DIFF	MPH	TIME OF DAY
1 -	1:57.507	11.422	68.19	18:05:56.187
2 -	1:46.085 (1)		75.53	18:07:42.272
3 -	1:48.352 (3)	2.267	73.95	18:09:30.624
4 -	1:49.106	3.021	73.44	18:11:19.730
5 -	1:48.407	2.322	73.92	18:13:08.137
6 -	1:48.232 (2)	2.147	74.04	18:14:56.369
7 -	1:49.579	3.494	73.13	18:16:45.948
8 -	1:50.341	4.256	72.62	18:18:36.289
9 -	1:49.548	3.463	73.15	18:20:25.837

P21 53 Ian WOOD

LAP	LAP TIME	DIFF	MPH	TIME OF DAY
1 -	1:53.674	14.506	70.49	18:05:52.354
2 -	1:39.168 (1)		80.80	18:07:31.522
3 -	1:39.360 (2)	0.192	80.65	18:09:10.882
4 -	1:39.620 (3)	0.452	80.44	18:10:50.502
5 -	1:40.586	1.418	79.66	18:12:31.088
6 -	1:41.036	1.868	79.31	18:14:12.124
7 -	1:58.268 P	19.100	67.75	18:16:10.392

P22 9 Phil ATTWOOD

LAP	LAP TIME	DIFF	MPH	TIME OF DAY
1 -	1:59.097	11.613	67.28	18:05:57.777
2 -	1:47.484 (1)		74.55	18:07:45.261
3 -	1:50.873 (2)	3.389	72.27	18:09:36.134
4 -	1:57.746 (3)	10.262	68.05	18:11:33.880

P23 27 Steve PEARCE

LAP	LAP TIME	DIFF	MPH	TIME OF DAY
1 -	1:45.492 (2)	8.494	75.96	18:05:44.172
2 -	1:36.998 (1)		82.61	18:07:21.170